

Community PROFILE

City of Altoona Eau Claire County, Wisconsin

DEMOGRAPHICS

POPULATION

	2010	2019*
City of Altoona	6,706	7,797
Eau Claire County	98,736	103,159
State of Wisconsin	5,686,986	5,843,443

Source: U.S. Census *Estimate

HOUSING

Number of Housing Units 2014-2018

City of Altoona	3,305
Eau Claire County	44,400
State of Wisconsin	2,710,718

Source: U.S. Census, 2014-2018 American Community Survey 5-Year Estimates

2014-2018 Median Value of: Owner-Occ. Units Gross Rent

City of Altoona	\$15,550	\$790
Eau Claire County	\$176,800	\$801
State of Wisconsin	\$188,500	\$847

Source: U.S. Census, 2014-2018 American Community Survey 5-Year Estimates

ECONOMY

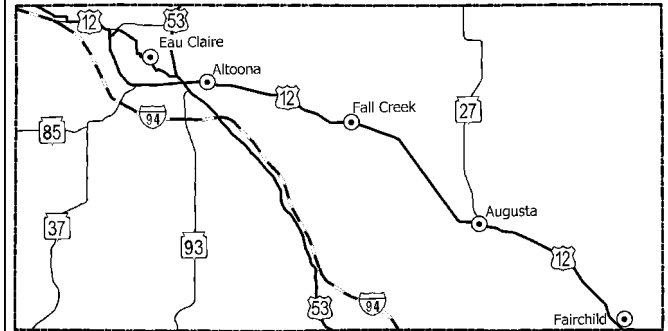
COUNTY EMPLOYMENT BY INDUSTRY - 2014-2018

Industry	Employees
Agriculture/Forestry/Fishing/Hunting/Mining	683
Construction	2,149
Manufacturing	7,411
Transportation and Warehousing, and Utilities	2,416
Information	537
Wholesale Trade	1,358
Retail Trade	7,716
Finance/Insurance/Real Estate/Rental/Leasing	3,977
Services	26,581
Public Administration	1,948
TOTAL EMPLOYMENT	54,776

Source: U.S. Census, 2014-2018 American Community Survey 5-Year Estimates

EMPLOYMENT TRENDS

	2014	2018
Eau Claire Co. Labor Force	57,985	59,280
Eau Claire Co. Employed	55,385	57,735
Eau Claire Co. Unemployed	2,600	1,545
Eau Claire Co. Unemployment Rate	4.5%	2.6%
Wisconsin Unemployment Rate	5.4%	3.0%
U.S. Unemployment Rate	6.2%	3.9%



ECONOMY con't

2018 WAGES

Occupation	Mean	Median
Bartenders	\$10.95	\$9.80
Bookkeeping/Accting/Audit Clerk	18.37	17.92
Cashiers	10.89	10.71
Nursing Assistants	12.95	12.90
Office Clerk, General	16.37	16.05
Physical Therapists	40.42	39.85
Secretary/Administrative Assistant	25.18	25.75
Stock Clerk/Order Fillers	12.70	11.60
Truck Drivers, Heavy/Tractor Trailer	19.74	18.83
Welder/Cutter/Solderer/Brazer	19.74	18.88

Source: Bureau of Labor Statistics, May 2018

INCOME (PER CAPITA)

	2016	2017	2018
Eau Claire County	\$43,558	\$45,468	\$48,240
State of Wisconsin	\$47,426	\$48,941	\$51,592
United States	\$49,870	\$51,885	\$54,446

Source: U.S. Dept. of Commerce, Bureau of Economic Analysis

INFRASTRUCTURE

TRANSPORTATION

MAJOR HIGHWAYS

Highway Type	Name	Distance to Nearest
State Highways	93	3 miles
U.S. Highways	12, 53	0 miles
Interstate Highways	I-94	4 miles

RAIL SERVICE

Provider(s)	
	Union Pacific

AIR SERVICE

Local Air Service

Nearest Local Airport	Chippewa Valley Regional Airport
Airport Classification	Commercial Service
Miles to Airport	6

Scheduled Air Service

Nearest Airport	Chippewa Valley Reg. Airport
Miles to Airport	6
Airline Service(s)	United

UTILITIES

Electric Provider	Xcel Energy
Natural Gas Provider	Northern States Power Co.
Telephone Provider	AT & T
Fiber Optics	Yes
Water Provider	Municipal
Number of Wells	6
Total Well Capacity	833,248 YPD
Equipment Type	Electric
Fluoridated	No
Total Elevated Storage	1,000,000 gallons
Waste Water Provider	Municipal
Monthly Design Flow	16,300,000 GPD
Monthly Average Daily Flow	6,541,667 GPD
Year Facility Constructed	1981

REAL ESTATE AND TAXATION

REAL ESTATE EQUALIZED VALUES*

	2017	2018	2019
City of Altoona	\$625	\$664	\$727
Eau Claire County	\$7,967	\$8,551	\$8,999
State of Wisconsin	\$513,090	\$540,155	\$571,083

* NOTE: Equalized values for communities expressed in millions of dollars; County/State in billions of dollars.

TAXATION-2018

Local Property Taxes

Effective Full Value Rate (per \$1,000)	\$20.21
Machinery, Equip and Inventory Tax	Exempt
Real and Personal Property Full Value	\$682,442,800

County Taxes

Sales Tax	0.5%
-----------	------

State Taxes

Sales Tax	5.0%
Corporate Income Tax	7.9%
Personal Income Tax	4 - 7.65%
Capital Gains Tax	30-60% exempt

INSTITUTIONS

EDUCATION

Vocational/Technical

Nearest VoTech	CVTC
Location of VoTech	Eau Claire
Miles to VoTech	2

University

Nearest University	UW-Eau Claire
Miles to University	2

HEALTH CARE

Hospital

Nearest Hospital	Eau Claire
Miles to Hospital	2

CONTACTS

LOCAL CONTACT

Michael Golat, Administrator
City of Altoona
1303 Lynn Avenue
Altoona, WI 54720
715-839-6092

COUNTY CONTACT

Luke Hanson, Director
Eau Claire Area EDC
7 S. Dewey St., PO Box 1108
Eau Claire, WI 54702-1108
715-834-0070

REGIONAL CONTACT

WEST CENTRAL WISCONSIN REGIONAL PLANNING COMMISSION

800 Wisconsin Street, Mail Box 9
Eau Claire, WI 54703-3606
Phone: 715-836-2918
Fax: 715-836-2886
EMail: wccwrpc@wccwrpc.org
Internet: <http://www.wccwrpc.org>



Updated January 2020

Community PROFILE

City of Augusta Eau Claire County, Wisconsin

DEMOGRAPHICS

POPULATION

	2010	2019*
City of Augusta	1,550	1,523
Eau Claire County	98,736	103,159
State of Wisconsin	5,686,986	5,843,443

Source: U.S. Census *Estimate

HOUSING

Number of Housing Units 2014-2018

City of Augusta	691
Eau Claire County	44,400
State of Wisconsin	2,710,718

Source: U.S. Census, 2014-2018 American Community Survey 5-Year Estimates

2014-2018 Median Value of: Owner-Occ. Units Gross Rent

City of Augusta	\$103,500	\$698
Eau Claire County	\$176,800	\$801
State of Wisconsin	\$188,500	\$847

Source: U.S. Census, 2014-2018 American Community Survey 5-Year Estimates

ECONOMY

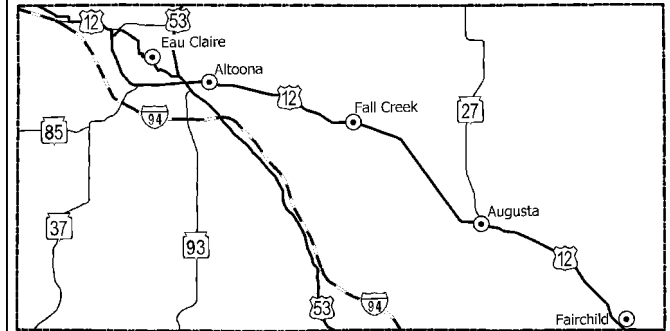
COUNTY EMPLOYMENT BY INDUSTRY - 2014-2018

Industry	Employees
Agriculture/Forestry/Fishing/Hunting/Mining	683
Construction	2,149
Manufacturing	7,411
Transportation and Warehousing, and Utilities	2,416
Information	537
Wholesale Trade	1,358
Retail Trade	7,716
Finance/Insurance/Real Estate/Rental/Leasing	3,977
Services	26,581
Public Administration	1,948
TOTAL EMPLOYMENT	54,776

Source: U.S. Census, 2014-2018 American Community Survey 5-Year Estimates

EMPLOYMENT TRENDS

	2014	2018
Eau Claire Co. Labor Force	57,985	59,280
Eau Claire Co. Employed	55,385	57,735
Eau Claire Co. Unemployed	2,600	1,545
Eau Claire Co. Unemployment Rate	4.5%	2.6%
Wisconsin Unemployment Rate	5.4%	3.0%
U.S. Unemployment Rate	6.2%	3.9%



ECONOMY con't

2018 WAGES

Occupation	Mean	Median
Bartenders	\$10.95	\$9.80
Bookkeeping/Accting/Audit Clerk	18.37	17.92
Cashiers	10.89	10.71
Nursing Assistants	12.95	12.90
Office Clerk, General	16.37	16.05
Physical Therapists	40.42	39.85
Secretary/Administrative Assistant	25.18	25.75
Stock Clerk/Order Fillers	12.70	11.60
Truck Drivers, Heavy/Tractor Trailer	19.74	18.83
Welder/Cutter/Solderer/Brazer	19.74	18.88

Source: Bureau of Labor Statistics, May 2018

INCOME (PER CAPITA)

	2016	2017	2018
Eau Claire County	\$43,558	\$45,468	\$48,240
State of Wisconsin	\$47,426	\$48,941	\$51,592
United States	\$49,870	\$51,885	\$54,446

Source: U.S. Dept. of Commerce, Bureau of Economic Analysis

INFRASTRUCTURE

TRANSPORTATION

MAJOR HIGHWAYS

Highway Type	Name	Distance to Nearest
State Highways	27	0 miles
U.S. Highways	12	0 miles
Interstate Highways	I-94	10 miles

RAIL SERVICE

Provider(s)	
	Union Pacific

AIR SERVICE

Local Air Service

Nearest Local Airport	Chippewa Valley Regional Airport
Airport Classification	Commercial Service
Miles to Airport	25

Scheduled Air Service

Nearest Airport	Chippewa Valley Reg. Airport
Miles to Airport	25
Airline Service(s)	United

UTILITIES

Electric Provider	Xcel Energy
Natural Gas Provider	Wisconsin Gas Co.
Telephone Provider	CenturyLink
Fiber Optics	Yes
Water Provider	Municipal
Number of Wells	4
Total Well Capacity	1,598,400 YPD
Equipment Type	Electric/Propane
Fluoridated	No
Total Elevated Storage	1,336,000 gallons
Waste Water Provider	Municipal
Monthly Design Flow	333,600 GPD
Monthly Average Daily Flow	176,667 GPD
Year Facility Constructed	1979

REAL ESTATE AND TAXATION

REAL ESTATE EQUALIZED VALUES*

	2017	2018	2019
City of Augusta	\$80	\$80	\$86
Eau Claire County	\$7,967	\$8,551	\$8,999
State of Wisconsin	\$513,090	\$540,155	\$571,083

* NOTE: Equalized values for communities expressed in millions of dollars; County/State in billions of dollars.

TAXATION-2018

Local Property Taxes

Effective Full Value Rate (per \$1,000)	\$21.34
Machinery, Equip and Inventory Tax	Exempt
Real and Personal Property Full Value	\$89,933,700

County Taxes

Sales Tax	0.5%
-----------	------

State Taxes

Sales Tax	5.0%
Corporate Income Tax	7.9%
Personal Income Tax	4 - 7.65%
Capital Gains Tax	30-60% exempt

INSTITUTIONS

EDUCATION

Vocational/Technical

Nearest VoTech	CVTC
Location of VoTech	Eau Claire
Miles to VoTech	25

University

Nearest University	UW-Eau Claire
Miles to University	25

HEALTH CARE

Hospital

Nearest Hospital	Eau Claire
Miles to Hospital	25

CONTACTS

LOCAL CONTACT

Cynthia Anderegg, Clerk
City of Augusta
145 W. Lincoln, PO Box 475
Augusta, WI 54722
715-286-2555

COUNTY CONTACT

Luke Hanson, Director
Eau Claire Area EDC
7 S. Dewey St., PO Box 1108
Eau Claire, WI 54702-1108
715-834-0070

REGIONAL CONTACT

WEST CENTRAL WISCONSIN REGIONAL PLANNING COMMISSION

800 Wisconsin Street, Mail Box 9
Eau Claire, WI 54703-3606
Phone: 715-836-2918
Fax: 715-836-2886
EMail: wccwrpc@wccwrpc.org
Internet: <http://www.wccwrpc.org>



Updated January 2020

Community PROFILE

City of Eau Claire Eau Claire County, Wisconsin

DEMOGRAPHICS

POPULATION

	2010	2019*
City of Eau Claire	65,931	68,057
Eau Claire County	98,736	103,159
State of Wisconsin	5,686,986	5,843,443

Source: U.S. Census *Estimate

HOUSING

Number of Housing Units 2014-2018

City of Eau Claire	29,621
Eau Claire County	44,400
State of Wisconsin	2,710,718

Source: U.S. Census, 2014-2018 American Community Survey 5-Year Estimates

2014-2018 Median Value of: Owner-Occ. Units Gross Rent

City of Eau Claire	\$159,300	\$824
Eau Claire County	\$176,800	\$801
State of Wisconsin	\$188,500	\$847

Source: U.S. Census, 2014-2018 American Community Survey 5-Year Estimates

ECONOMY

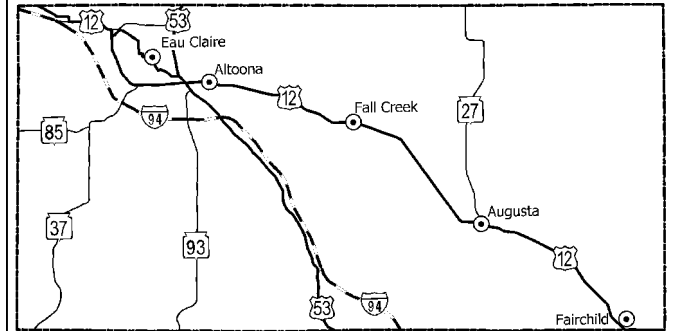
COUNTY EMPLOYMENT BY INDUSTRY - 2014-2018

Industry	Employees
Agriculture/Forestry/Fishing/Hunting/Mining	683
Construction	2,149
Manufacturing	7,411
Transportation and Warehousing, and Utilities	2,416
Information	537
Wholesale Trade	1,358
Retail Trade	7,716
Finance/Insurance/Real Estate/Rental/Leasing	3,977
Services	26,581
Public Administration	1,948
TOTAL EMPLOYMENT	54,776

Source: U.S. Census, 2014-2018 American Community Survey 5-Year Estimates

EMPLOYMENT TRENDS

	2014	2018
Eau Claire Co. Labor Force	57,985	59,280
Eau Claire Co. Employed	55,385	57,735
Eau Claire Co. Unemployed	2,600	1,545
Eau Claire Co. Unemployment Rate	4.5%	2.6%
Wisconsin Unemployment Rate	5.4%	3.0%
U.S. Unemployment Rate	6.2%	3.9%



ECONOMY con't

2018 WAGES

Occupation	Mean	Median
Bartenders	\$10.95	\$9.80
Bookkeeping/Accting/Audit Clerk	18.37	17.92
Cashiers	10.89	10.71
Nursing Assistants	12.95	12.90
Office Clerk, General	16.37	16.05
Physical Therapists	40.42	39.85
Secretary/Administrative Assistant	25.18	25.75
Stock Clerk/Order Fillers	12.70	11.60
Truck Drivers, Heavy/Tractor Trailer	19.74	18.83
Welder/Cutter/Solderer/Brazer	19.74	18.88

Source: Bureau of Labor Statistics, May 2018

INCOME (PER CAPITA)

	2016	2017	2018
Eau Claire County	\$43,558	\$45,468	\$48,240
State of Wisconsin	\$47,426	\$48,941	\$51,592
United States	\$49,870	\$51,885	\$54,446

Source: U.S. Dept. of Commerce, Bureau of Economic Analysis

INFRASTRUCTURE

TRANSPORTATION

MAJOR HIGHWAYS

Highway Type	Name	Distance to Nearest
State Highways	29, 37, 85, 93, 124	0 miles
U.S. Highways	12, 53	0 miles
Interstate Highways	I-94	1 miles

RAIL SERVICE

Provider(s)	
	Union Pacific

AIR SERVICE

Local Air Service

Nearest Local Airport	Chippewa Valley Regional Airport
Airport Classification	Commercial Service
Miles to Airport	0

Scheduled Air Service

Nearest Airport	Chippewa Valley Reg. Airport
Miles to Airport	0
Airline Service(s)	United

UTILITIES

Electric Provider	Xcel Energy
Natural Gas Provider	Northern States Power Co.
Telephone Provider	AT & T
Fiber Optics	Yes
Water Provider	Municipal
Number of Wells	16
Total Well Capacity	27,060,000 YPD
Equipment Type	Electric/Nat Gas/Diesel
Fluoridated	Yes
Total Elevated Storage	13,460,000 gallons
Waste Water Provider	Municipal
Monthly Design Flow	16,300,000 GPD
Monthly Average Daily Flow	6,541,667 GPD
Year Facility Constructed	1981

REAL ESTATE AND TAXATION

REAL ESTATE EQUALIZED VALUES*

	2017	2018	2019
City of Eau Claire	\$4,935	\$5,337	\$5,582
Eau Claire County	\$7,967	\$8,551	\$8,999
State of Wisconsin	\$513,090	\$540,155	\$571,083

* NOTE: Equalized values for communities expressed in millions of dollars; County/State in billions of dollars.

TAXATION-2018

Local Property Taxes

Effective Full Value Rate (per \$1,000)	\$19.60
Machinery, Equip and Inventory Tax	Exempt
Real and Personal Property Full Value	\$5,453,961,400

County Taxes

Sales Tax	0.5%
-----------	------

State Taxes

Sales Tax	5.0%
Corporate Income Tax	7.9%
Personal Income Tax	4 - 7.65%
Capital Gains Tax	30-60% exempt

INSTITUTIONS

EDUCATION

Vocational/Technical

Nearest VoTech	CVTC
Location of VoTech	Eau Claire
Miles to VoTech	0

University

Nearest University	UW-Eau Claire
Miles to University	0

HEALTH CARE

Hospital

Nearest Hospital	Eau Claire
Miles to Hospital	0

CONTACTS

LOCAL CONTACT

Aaron White, Eco Dev Manag
City of Eau Claire
203 S. Farwell St., Box 5148
Eau Claire, WI 54702
715-839-6047

COUNTY CONTACT

Luke Hanson, Director
Eau Claire Area EDC
7 S. Dewey St., PO Box 1108
Eau Claire, WI 54702-1108
715-834-0070

REGIONAL CONTACT

WEST CENTRAL WISCONSIN REGIONAL PLANNING COMMISSION

800 Wisconsin Street, Mail Box 9
Eau Claire, WI 54703-3606
Phone: 715-836-2918
Fax: 715-836-2886
EMail: wccwrpc@wccwrpc.org
Internet: <http://www.wccwrpc.org>



Updated January 2020

Community PROFILE

Village of Fairchild Eau Claire County, Wisconsin

DEMOGRAPHICS

POPULATION

	2010	2019*
Village of Fairchild	550	537
Eau Claire County	98,736	103,159
State of Wisconsin	5,686,986	5,843,443

Source: U.S. Census *Estimate

HOUSING

Number of Housing Units 2014-2018

Village of Fairchild	282
Eau Claire County	44,400
State of Wisconsin	2,710,718

Source: U.S. Census, 2014-2018 American Community Survey 5-Year Estimates

2014-2018 Median Value of: Owner-Occ. Units Gross Rent

Village of Fairchild	\$69,300	\$588
Eau Claire County	\$176,800	\$801
State of Wisconsin	\$188,500	\$847

Source: U.S. Census, 2014-2018 American Community Survey 5-Year Estimates

ECONOMY

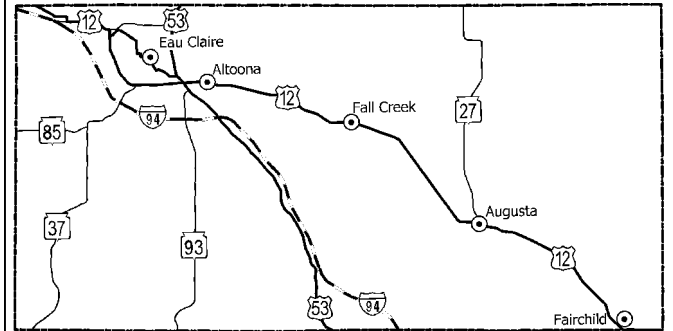
COUNTY EMPLOYMENT BY INDUSTRY - 2014-2018

Industry	Employees
Agriculture/Forestry/Fishing/Hunting/Mining	683
Construction	2,149
Manufacturing	7,411
Transportation and Warehousing, and Utilities	2,416
Information	537
Wholesale Trade	1,358
Retail Trade	7,716
Finance/Insurance/Real Estate/Rental/Leasing	3,977
Services	26,581
Public Administration	1,948
TOTAL EMPLOYMENT	54,776

Source: U.S. Census, 2014-2018 American Community Survey 5-Year Estimates

EMPLOYMENT TRENDS

	2014	2018
Eau Claire Co. Labor Force	57,985	59,280
Eau Claire Co. Employed	55,385	57,735
Eau Claire Co. Unemployed	2,600	1,545
Eau Claire Co. Unemployment Rate	4.5%	2.6%
Wisconsin Unemployment Rate	5.4%	3.0%
U.S. Unemployment Rate	6.2%	3.9%



ECONOMY con't

2018 WAGES

Occupation	Mean	Median
Bartenders	\$10.95	\$9.80
Bookkeeping/Accting/Audit Clerk	18.37	17.92
Cashiers	10.89	10.71
Nursing Assistants	12.95	12.90
Office Clerk, General	16.37	16.05
Physical Therapists	40.42	39.85
Secretary/Administrative Assistant	25.18	25.75
Stock Clerk/Order Fillers	12.70	11.60
Truck Drivers, Heavy/Tractor Trailer	19.74	18.83
Welder/Cutter/Solderer/Brazer	19.74	18.88

Source: Bureau of Labor Statistics, May 2018

INCOME (PER CAPITA)

	2016	2017	2018
Eau Claire County	\$43,558	\$45,468	\$48,240
State of Wisconsin	\$47,426	\$48,941	\$51,592
United States	\$49,870	\$51,885	\$54,446

Source: U.S. Dept. of Commerce, Bureau of Economic Analysis

INFRASTRUCTURE

TRANSPORTATION

MAJOR HIGHWAYS

Highway Type	Name	Distance to Nearest
State Highways	27	0 miles
U.S. Highways	10	0 miles
Interstate Highways	I-94	13 miles

RAIL SERVICE

Provider(s)	Union Pacific
--------------------	---------------

AIR SERVICE

Local Air Service

Nearest Local Airport	Neillsville Municipal
Airport Classification	Small General Aviation
Miles to Airport	17

Scheduled Air Service

Nearest Airport	Chippewa Valley Reg. Airport
Miles to Airport	36
Airline Service(s)	United

UTILITIES

Electric Provider	Xcel Energy
Natural Gas Provider	Wisconsin Gas Co.
Telephone Provider	CenturyLink
Fiber Optics	Yes
Water Provider	Municipal
Number of Wells	2
Total Well Capacity	304,000 YPD
Equipment Type	Electric
Fluoridated	No
Total Elevated Storage	137,000 gallons
Waste Water Provider	Municipal
Monthly Design Flow	118,000 GPD
Monthly Average Daily Flow	65,333 GPD
Year Facility Constructed	

REAL ESTATE AND TAXATION

REAL ESTATE EQUALIZED VALUES*

	2017	2018	2019
Village of Fairchild	\$12	\$13	\$13
Eau Claire County	\$7,967	\$8,551	\$8,999
State of Wisconsin	\$513,090	\$540,155	\$571,083

* NOTE: Equalized values for communities expressed in millions of dollars; County/State in billions of dollars.

TAXATION-2018

Local Property Taxes

Effective Full Value Rate (per \$1,000)	\$20.75
Machinery, Equip and Inventory Tax	Exempt
Real and Personal Property Full Value	\$13,517,100

County Taxes

Sales Tax	0.5%
-----------	------

State Taxes

Sales Tax	5.0%
Corporate Income Tax	7.9%
Personal Income Tax	4 - 7.65%
Capital Gains Tax	30-60% exempt

INSTITUTIONS

EDUCATION

Vocational/Technical

Nearest VoTech	CVTC
Location of VoTech	Eau Claire
Miles to VoTech	36

University

Nearest University	UW-Eau Claire
Miles to University	36

HEALTH CARE

Hospital

Nearest Hospital	Neillsville
Miles to Hospital	19

CONTACTS

LOCAL CONTACT

Billie Waugh, Clerk
Village of Fairchild
PO Box 150
Fairchild, WI 54741
715-334-3002

COUNTY CONTACT

Luke Hanson, Director
Eau Claire Area EDC
7 S. Dewey St., PO Box 1108
Eau Claire, WI 54702-1108
715-834-0070

REGIONAL CONTACT

WEST CENTRAL WISCONSIN REGIONAL PLANNING COMMISSION

800 Wisconsin Street, Mail Box 9
Eau Claire, WI 54703-3606
Phone: 715-836-2918
Fax: 715-836-2886
EMail: wccwrpc@wccwrpc.org
Internet: <http://www.wccwrpc.org>



Updated January 2020

Community PROFILE

Village of Fall Creek Eau Claire County, Wisconsin

DEMOGRAPHICS

POPULATION

	2010	2019*
Village of Fall Creek	1,315	1,268
Eau Claire County	98,736	103,159
State of Wisconsin	5,686,986	5,843,443

Source: U.S. Census *Estimate

HOUSING

Number of Housing Units 2014-2018

Village of Fall Creek	582
Eau Claire County	44,400
State of Wisconsin	2,710,718

Source: U.S. Census, 2014-2018 American Community Survey 5-Year Estimates

2014-2018 Median Value of: Owner-Occ. Units Gross Rent

Village of Fall Creek	\$133,900	\$687
Eau Claire County	\$176,800	\$801
State of Wisconsin	\$188,500	\$847

Source: U.S. Census, 2014-2018 American Community Survey 5-Year Estimates

ECONOMY

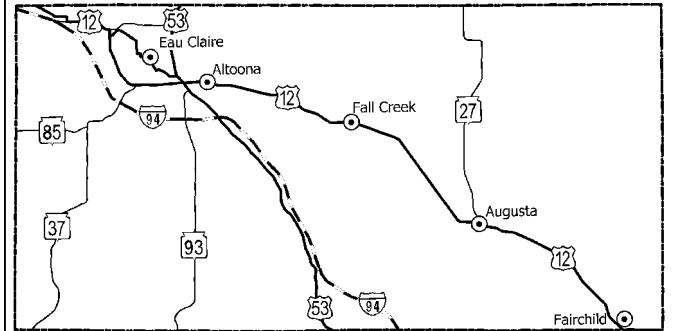
COUNTY EMPLOYMENT BY INDUSTRY - 2014-2018

Industry	Employees
Agriculture/Forestry/Fishing/Hunting/Mining	683
Construction	2,149
Manufacturing	7,411
Transportation and Warehousing, and Utilities	2,416
Information	537
Wholesale Trade	1,358
Retail Trade	7,716
Finance/Insurance/Real Estate/Rental/Leasing	3,977
Services	26,581
Public Administration	1,948
TOTAL EMPLOYMENT	54,776

Source: U.S. Census, 2014-2018 American Community Survey 5-Year Estimates

EMPLOYMENT TRENDS

	2014	2018
Eau Claire Co. Labor Force	57,985	59,280
Eau Claire Co. Employed	55,385	57,735
Eau Claire Co. Unemployed	2,600	1,545
Eau Claire Co. Unemployment Rate	4.5%	2.6%
Wisconsin Unemployment Rate	5.4%	3.0%
U.S. Unemployment Rate	6.2%	3.9%



ECONOMY con't

2018 WAGES

Occupation	Mean	Median
Bartenders	\$10.95	\$9.80
Bookkeeping/Accting/Audit Clerk	18.37	17.92
Cashiers	10.89	10.71
Nursing Assistants	12.95	12.90
Office Clerk, General	16.37	16.05
Physical Therapists	40.42	39.85
Secretary/Administrative Assistant	25.18	25.75
Stock Clerk/Order Fillers	12.70	11.60
Truck Drivers, Heavy/Tractor Trailer	19.74	18.83
Welder/Cutter/Solderer/Brazer	19.74	18.88

Source: Bureau of Labor Statistics, May 2018

INCOME (PER CAPITA)

	2016	2017	2018
Eau Claire County	\$43,558	\$45,468	\$48,240
State of Wisconsin	\$47,426	\$48,941	\$51,592
United States	\$49,870	\$51,885	\$54,446

Source: U.S. Dept. of Commerce, Bureau of Economic Analysis

INFRASTRUCTURE

TRANSPORTATION

MAJOR HIGHWAYS

Highway Type	Name	Distance to Nearest
State Highways	27	9 miles
U.S. Highways	12	0 miles
Interstate Highways	I-94	12 miles

RAIL SERVICE

Provider(s)	
	Union Pacific

AIR SERVICE

Local Air Service

Nearest Local Airport	Chippewa Valley Regional Airport
Airport Classification	Commercial Service
Miles to Airport	18

Scheduled Air Service

Nearest Airport	Chippewa Valley Reg. Airport
Miles to Airport	18
Airline Service(s)	United

UTILITIES

Electric Provider	Xcel Energy
Natural Gas Provider	Northern States Power Co.
Telephone Provider	CenturyLink
Fiber Optics	Yes
Water Provider	Municipal
Number of Wells	2
Total Well Capacity	80,822 YPD
Equipment Type	Electric
Fluoridated	No
Total Elevated Storage	250,000 gallons
Waste Water Provider	Municipal
Monthly Design Flow	136,000 GPD
Monthly Average Daily Flow	64,033 GPD
Year Facility Constructed	1984

REAL ESTATE AND TAXATION

REAL ESTATE EQUALIZED VALUES*

	2017	2018	2019
Village of Fall Creek	\$77	\$79	\$86
Eau Claire County	\$7,967	\$8,551	\$8,999
State of Wisconsin	\$513,090	\$540,155	\$571,083

* NOTE: Equalized values for communities expressed in millions of dollars; County/State in billions of dollars.

TAXATION-2018

Local Property Taxes

Effective Full Value Rate (per \$1,000)	\$20.47
Machinery, Equip and Inventory Tax	Exempt
Real and Personal Property Full Value	\$79,500,900

County Taxes

Sales Tax	0.5%
-----------	------

State Taxes

Sales Tax	5.0%
Corporate Income Tax	7.9%
Personal Income Tax	4 - 7.65%
Capital Gains Tax	30-60% exempt

INSTITUTIONS

EDUCATION

Vocational/Technical

Nearest VoTech	CVTC
Location of VoTech	Eau Claire
Miles to VoTech	15

University

Nearest University	UW-Eau Claire
Miles to University	15

HEALTH CARE

Hospital

Nearest Hospital	Eau Claire
Miles to Hospital	15

CONTACTS

LOCAL CONTACT

Renee Roemhild, Clerk
Village of Fall Creek
PO Box 156
Fall Creek, WI 54742
715-877-2177

COUNTY CONTACT

Luke Hanson, Director
Eau Claire Area EDC
7 S. Dewey St., PO Box 1108
Eau Claire, WI 54702-1108
715-834-0070

REGIONAL CONTACT

WEST CENTRAL WISCONSIN REGIONAL PLANNING COMMISSION

800 Wisconsin Street, Mail Box 9
Eau Claire, WI 54703-3606
Phone: 715-836-2918
Fax: 715-836-2886
EMail: wccwrpc@wccwrpc.org
Internet: <http://www.wccwrpc.org>



Updated January 2020