

# Community PROFILE

## Village of Almena

Barron County, Wisconsin

### DEMOGRAPHICS

#### POPULATION

	2010	2018*
Village of Almena	677	647
Barron County	45,870	46,336
State of Wisconsin	5,686,986	5,816,231

Source: U.S. Census \*Estimate

#### HOUSING

##### Number of Housing Units 2013-2017

Village of Almena	340
Barron County	23,856
State of Wisconsin	2,668,692

Source: U.S. Census, 2013-2017 American Community Survey 5-Year Estimates

##### 2013-2017 Median Value of: Owner-Occ. Units Gross Rent

Village of Almena	\$85,000	\$700
Barron County	\$145,500	\$686
State of Wisconsin	\$169,300	\$813

Source: U.S. Census, 2013-2017 American Community Survey 5-Year Estimates

#### ECONOMY

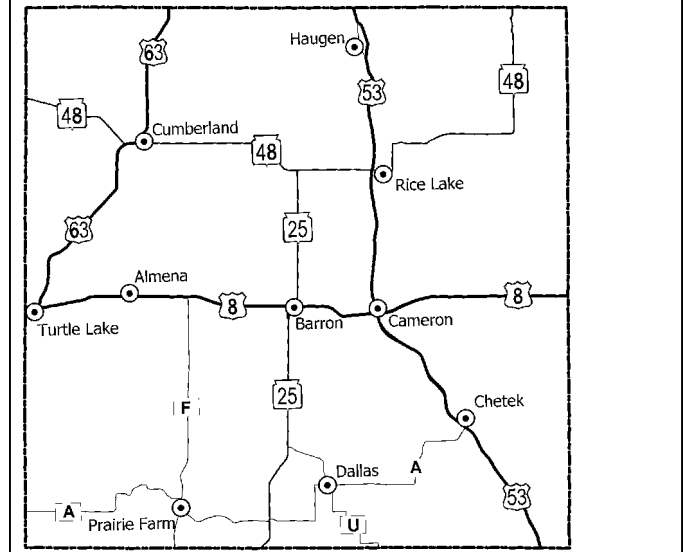
##### COUNTY EMPLOYMENT BY INDUSTRY - 2013-2017

Industry	Employees
Agriculture/Forestry/Fishing/Hunting/Mining	1,332
Construction	1,706
Manufacturing	5,166
Transportation and Warehousing, and Utilities	912
Information	307
Wholesale Trade	394
Retail Trade	2,270
Finance/Insurance/Real Estate/Rental/Leasing	887
Services	8,610
Public Administration	671
<b>TOTAL EMPLOYMENT</b>	<b>22,255</b>

Source: U.S. Census, 2013-2017 American Community Survey 5-Year Estimates

##### EMPLOYMENT TRENDS

	2013	2017
Barron Co. Labor Force	23,646	24,821
Barron Co. Employed	21,873	23,946
Barron Co. Unemployed	1,773	875
Barron Co. Unemployment Rate	7.5%	3.5%
Wisconsin Unemployment Rate	6.7%	3.3%
U.S. Unemployment Rate	7.4%	4.4%



#### ECONOMY con't

##### 2017 WAGES

Occupation	Mean	Median
Bartenders	\$10.06	\$9.34
Bookkeeping/Accting/Audit Clerk	16.92	16.96
Cashiers	9.62	9.31
Nursing Assistants	14.15	14.05
Office Clerk, General	15.24	15.24
Physical Therapists	40.28	40.67
Secretary/Administrative Assistant	24.03	23.06
Stock Clerk/Order Fillers	13.56	11.77
Truck Drivers, Heavy/Tractor Trailer	20.90	20.71
Welder/Cutter/Solderer/Brazer	18.79	18.51

Source: Bureau of Labor Statistics, May 2017

##### INCOME (PER CAPITA)

	2015	2016	2017
Barron County	\$44,626	\$44,380	\$46,214
State of Wisconsin	\$46,571	\$47,426	\$48,941
United States	\$48,940	\$49,831	\$51,640

Source: U.S. Dept. of Commerce, Bureau of Economic Analysis

## INFRASTRUCTURE

### TRANSPORTATION

#### MAJOR HIGHWAYS

Highway Type	Name	Distance to Nearest
State Highways	25, 48	9 miles
U.S. Highways	8	0 miles
Interstate Highways	I-94	44 miles

#### RAIL SERVICE

Provider(s)	None
-------------	------

#### AIR SERVICE

##### Local Air Service

Nearest Local Airport	Barron Municipal
Airport Classification	Small General Aviation
Miles to Airport	9

##### Scheduled Air Service

Nearest Airport	Chippewa Valley Reg. Airport
Miles to Airport	55
Airline Service(s)	United

### UTILITIES

**Electric Provider** Barron Electric Coop

**Natural Gas Provider** Wisconsin Gas Co.

**Telecomm Provider** Mosaic Telecom  
Fiber Optics Yes

**Water Provider** Municipal  
Number of Wells 2  
Total Well Capacity 760,800 YPD  
Equipment Type Electric  
Fluoridated No  
Total Elevated Storage 100,000 gallons

**Waste Water Provider** Municipal  
Monthly Design Flow 143,000 GPD  
Monthly Average Daily Flow 38,583 GPD  
Year Facility Constructed 1978

## REAL ESTATE AND TAXATION

### REAL ESTATE EQUALIZED VALUES\*

	2016	2017	2018
Village of Almena	\$26	\$27	\$30
Barron County	\$3,838	\$3,976	\$4,191
State of Wisconsin	\$492,540	\$513,090	\$540,155

\* NOTE: Equalized values for communities expressed in millions of dollars; County/State in billions of dollars.

## TAXATION-2017

### Local Property Taxes

Effective Full Value Rate (per \$1,000)	\$18.65
Machinery, Equip and Inventory Tax	Exempt
Real and Personal Property Full Value	\$28,386,000

### County Taxes

Sales Tax	0.5%
-----------	------

### State Taxes

Sales Tax	5.0%
Corporate Income Tax	7.9%
Personal Income Tax	4 - 7.65%
Capital Gains Tax	60% exemption

## INSTITUTIONS

### EDUCATION

#### Vocational/Technical

Nearest VoTech	WITC
Location of VoTech	Rice Lake
Miles to VoTech	22

#### University

Nearest University	UW-Rice Lake - Barron Co.
Miles to University	22

### HEALTH CARE

#### Hospital

Nearest Hospital	Barron or Cumberland
Miles to Hospital	9

## CONTACTS

### LOCAL CONTACT

Ardith Story, Clerk  
Village of Almena  
131 Soo Avenue E., PO Box 2  
Almena, WI 54805  
715-357-6600

### COUNTY CONTACT

Dave Armstrong, Director  
Barron County EDC  
260 N. 7th St., PO Box 71  
Barron, WI 54812  
800-529-4148

### REGIONAL CONTACT

#### WEST CENTRAL WISCONSIN REGIONAL PLANNING COMMISSION

800 Wisconsin Street, Mail Box 9  
Eau Claire, WI 54703-3606  
Phone: 715-836-2918  
Fax: 715-836-2886  
EMail: [wccwrpc@wccwrpc.org](mailto:wccwrpc@wccwrpc.org)  
Internet: <http://www.wccwrpc.org>



Updated January 2019

# Community PROFILE

## City of Barron Barron County, Wisconsin

### DEMOGRAPHICS

#### POPULATION

	2010	2018*
City of Barron	3,423	3,341
Barron County	45,870	46,336
State of Wisconsin	5,686,986	5,816,231

Source: U.S. Census \*Estimate

#### HOUSING

##### Number of Housing Units 2013-2017

City of Barron	1,547
Barron County	23,856
State of Wisconsin	2,668,692

Source: U.S. Census, 2013-2017 American Community Survey 5-Year Estimates

##### 2013-2017 Median Value of: Owner-Occ. Units Gross Rent

City of Barron	\$82,200	\$635
Barron County	\$145,500	\$686
State of Wisconsin	\$169,300	\$813

Source: U.S. Census, 2013-2017 American Community Survey 5-Year Estimates

#### ECONOMY

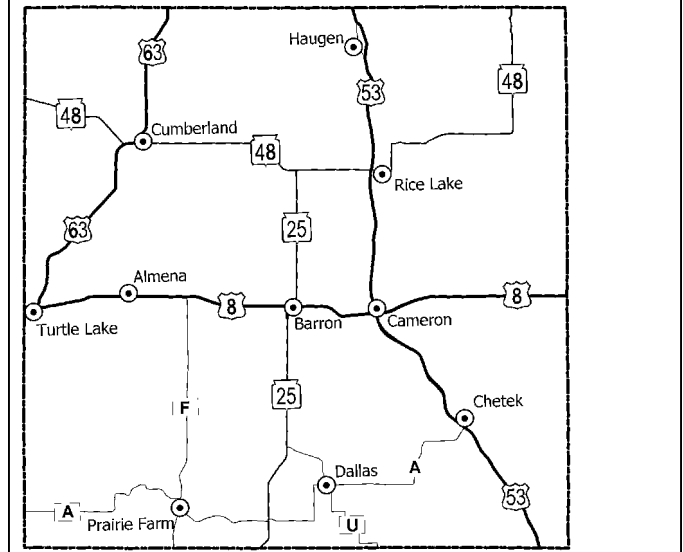
##### COUNTY EMPLOYMENT BY INDUSTRY - 2013-2017

Industry	Employees
Agriculture/Forestry/Fishing/Hunting/Mining	1,332
Construction	1,706
Manufacturing	5,166
Transportation and Warehousing, and Utilities	912
Information	307
Wholesale Trade	394
Retail Trade	2,270
Finance/Insurance/Real Estate/Rental/Leasing	887
Services	8,610
Public Administration	671
<b>TOTAL EMPLOYMENT</b>	<b>22,255</b>

Source: U.S. Census, 2013-2017 American Community Survey 5-Year Estimates

#### EMPLOYMENT TRENDS

	2013	2017
Barron Co. Labor Force	23,646	24,821
Barron Co. Employed	21,873	23,946
Barron Co. Unemployed	1,773	875
Barron Co. Unemployment Rate	7.5%	3.5%
Wisconsin Unemployment Rate	6.7%	3.3%
U.S. Unemployment Rate	7.4%	4.4%



#### ECONOMY con't

##### 2017 WAGES

Occupation	Mean	Median
Bartenders	\$10.06	\$9.34
Bookkeeping/Accting/Audit Clerk	16.92	16.96
Cashiers	9.62	9.31
Nursing Assistants	14.15	14.05
Office Clerk, General	15.24	15.24
Physical Therapists	40.28	40.67
Secretary/Administrative Assistant	24.03	23.06
Stock Clerk/Order Fillers	13.56	11.77
Truck Drivers, Heavy/Tractor Trailer	20.90	20.71
Welder/Cutter/Solderer/Brazer	18.79	18.51

Source: Bureau of Labor Statistics, May 2017

#### INCOME (PER CAPITA)

	2015	2016	2017
Barron County	\$44,626	\$44,380	\$46,214
State of Wisconsin	\$46,571	\$47,426	\$48,941
United States	\$48,940	\$49,831	\$51,640

Source: U.S. Dept. of Commerce, Bureau of Economic Analysis

## INFRASTRUCTURE

### TRANSPORTATION

#### MAJOR HIGHWAYS

Highway Type	Name	Distance to Nearest
State Highways	25	0 miles
U.S. Highways	8	0 miles
Interstate Highways	I-94	37 miles

#### RAIL SERVICE

<b>Provider(s)</b>	Canadian National
--------------------	-------------------

#### AIR SERVICE

##### Local Air Service

Nearest Local Airport	Barron Municipal
Airport Classification	Small General Aviation
Miles to Airport	0

##### Scheduled Air Service

Nearest Airport	Chippewa Valley Reg. Airport
Miles to Airport	60
Airline Service(s)	United

### UTILITIES

<b>Electric Provider</b>	Municipal
<b>Natural Gas Provider</b>	Wisconsin Gas Co.
<b>Telecomm Provider</b>	CenturyLink
Fiber Optics	Yes
<b>Water Provider</b>	Municipal
Number of Wells	4
Total Well Capacity	4,756,640 YPD
Equipment Type	Electric
Fluoridated	No
Total Elevated Storage	300,000 gallons
<b>Waste Water Provider</b>	Municipal
Monthly Design Flow	1,300,000 GPD
Monthly Average Daily Flow	505,833 GPD
Year Facility Constructed	1982

## REAL ESTATE AND TAXATION

### REAL ESTATE EQUALIZED VALUES\*

	2016	2017	2018
City of Barron	\$128	\$131	\$135
Barron County	\$3,838	\$3,976	\$4,191
State of Wisconsin	\$492,540	\$513,090	\$540,155

\* NOTE: Equalized values for communities expressed in millions of dollars; County/State in billions of dollars.

## TAXATION-2017

### Local Property Taxes

Effective Full Value Rate (per \$1,000)	\$24.13
Machinery, Equip and Inventory Tax	Exempt
Real and Personal Property Full Value	\$139,235,200

### County Taxes

Sales Tax	0.5%
-----------	------

### State Taxes

Sales Tax	5.0%
Corporate Income Tax	7.9%
Personal Income Tax	4 - 7.65%
Capital Gains Tax	60% exemption

## INSTITUTIONS

### EDUCATION

#### Vocational/Technical

Nearest VoTech	WITC
Location of VoTech	Rice Lake
Miles to VoTech	13

#### University

Nearest University	UW-Rice Lake - Barron Co.
Miles to University	13

### HEALTH CARE

#### Hospital

Nearest Hospital	Barron
Miles to Hospital	0

## CONTACTS

### LOCAL CONTACT

Bob Kazmierski, Clerk  
City of Barron  
1456 E. LaSalle Ave., PO Box  
Barron, WI 54812  
715-537-5631

### COUNTY CONTACT

Dave Armstrong, Director  
Barron County EDC  
260 N. 7th St., PO Box 71  
Barron, WI 54812  
800-529-4148

### REGIONAL CONTACT

#### WEST CENTRAL WISCONSIN REGIONAL PLANNING COMMISSION

800 Wisconsin Street, Mail Box 9  
Eau Claire, WI 54703-3606  
Phone: 715-836-2918  
Fax: 715-836-2886  
EMail: [wccwrpc@wccwrpc.org](mailto:wccwrpc@wccwrpc.org)  
Internet: <http://www.wccwrpc.org>



Updated January 2019

# Community PROFILE

## Village of Cameron

Barron County, Wisconsin

### DEMOGRAPHICS

#### POPULATION

	2010	2018*
Village of Cameron	1,783	1,849
Barron County	45,870	46,336
State of Wisconsin	5,686,986	5,816,231

Source: U.S. Census \*Estimate

#### HOUSING

##### Number of Housing Units 2013-2017

Village of Cameron	861
Barron County	23,856
State of Wisconsin	2,668,692

Source: U.S. Census, 2013-2017 American Community Survey 5-Year Estimates

##### 2013-2017 Median Value of: Owner-Occ. Units Gross Rent

Village of Cameron	\$113,800	\$798
Barron County	\$145,500	\$686
State of Wisconsin	\$169,300	\$813

Source: U.S. Census, 2013-2017 American Community Survey 5-Year Estimates

#### ECONOMY

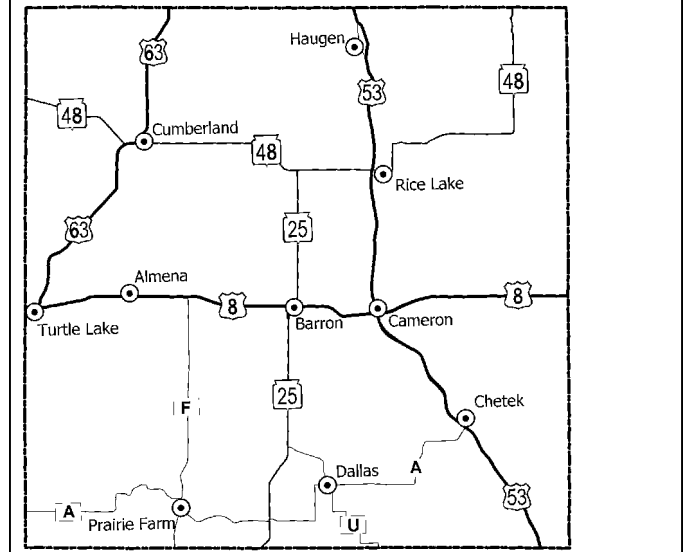
##### COUNTY EMPLOYMENT BY INDUSTRY - 2013-2017

Industry	Employees
Agriculture/Forestry/Fishing/Hunting/Mining	1,332
Construction	1,706
Manufacturing	5,166
Transportation and Warehousing, and Utilities	912
Information	307
Wholesale Trade	394
Retail Trade	2,270
Finance/Insurance/Real Estate/Rental/Leasing	887
Services	8,610
Public Administration	671
<b>TOTAL EMPLOYMENT</b>	<b>22,255</b>

Source: U.S. Census, 2013-2017 American Community Survey 5-Year Estimates

##### EMPLOYMENT TRENDS

	2013	2017
Barron Co. Labor Force	23,646	24,821
Barron Co. Employed	21,873	23,946
Barron Co. Unemployed	1,773	875
Barron Co. Unemployment Rate	7.5%	3.5%
Wisconsin Unemployment Rate	6.7%	3.3%
U.S. Unemployment Rate	7.4%	4.4%



#### ECONOMY con't

##### 2017 WAGES

Occupation	Mean	Median
Bartenders	\$10.06	\$9.34
Bookkeeping/Accting/Audit Clerk	16.92	16.96
Cashiers	9.62	9.31
Nursing Assistants	14.15	14.05
Office Clerk, General	15.24	15.24
Physical Therapists	40.28	40.67
Secretary/Administrative Assistant	24.03	23.06
Stock Clerk/Order Fillers	13.56	11.77
Truck Drivers, Heavy/Tractor Trailer	20.90	20.71
Welder/Cutter/Solderer/Brazer	18.79	18.51

Source: Bureau of Labor Statistics, May 2017

##### INCOME (PER CAPITA)

	2015	2016	2017
Barron County	\$44,626	\$44,380	\$46,214
State of Wisconsin	\$46,571	\$47,426	\$48,941
United States	\$48,940	\$49,831	\$51,640

Source: U.S. Dept. of Commerce, Bureau of Economic Analysis

## INFRASTRUCTURE

### TRANSPORTATION

#### MAJOR HIGHWAYS

Highway Type	Name	Distance to Nearest
State Highways	25, 48	7 miles
U.S. Highways	8, 53	0 miles
Interstate Highways	I-94	45 miles

#### RAIL SERVICE

Provider(s)	Canadian National
-------------	-------------------

#### AIR SERVICE

##### Local Air Service

Nearest Local Airport	Rice Lake Regional-Carl's Field
Airport Classification	Large General Aviation
Miles to Airport	6

##### Scheduled Air Service

Nearest Airport	Chippewa Valley Reg. Airport
Miles to Airport	48
Airline Service(s)	United

### UTILITIES

**Electric Provider** Barron Electric Coop

**Natural Gas Provider** Wisconsin Gas Co.

**Telecomm Provider** Mosaic Telecom  
Fiber Optics Yes

**Water Provider** Municipal  
Number of Wells 2  
Total Well Capacity 196,477 YPD  
Equipment Type Electric  
Fluoridated n/a  
Total Elevated Storage 300,000 gallons

**Waste Water Provider** Municipal  
Monthly Design Flow 1,300,000 GPD  
Monthly Average Daily Flow 505,833 GPD  
Year Facility Constructed 1982

## REAL ESTATE AND TAXATION

### REAL ESTATE EQUALIZED VALUES\*

	2016	2017	2018
Village of Cameron	\$88	\$98	\$101
Barron County	\$3,838	\$3,976	\$4,191
State of Wisconsin	\$492,540	\$513,090	\$540,155

\* NOTE: Equalized values for communities expressed in millions of dollars; County/State in billions of dollars.

## TAXATION-2017

### Local Property Taxes

Effective Full Value Rate (per \$1,000)	\$21.76
Machinery, Equip and Inventory Tax	Exempt
Real and Personal Property Full Value	\$101,005,900

### County Taxes

Sales Tax	0.5%
-----------	------

### State Taxes

Sales Tax	5.0%
Corporate Income Tax	7.9%
Personal Income Tax	4 - 7.65%
Capital Gains Tax	60% exemption

## INSTITUTIONS

### EDUCATION

#### Vocational/Technical

Nearest VoTech	WITC
Location of VoTech	Rice Lake
Miles to VoTech	7

#### University

Nearest University	UW-Rice Lake - Barron Co.
Miles to University	7

### HEALTH CARE

#### Hospital

Nearest Hospital	Rice Lake
Miles to Hospital	7

## CONTACTS

### LOCAL CONTACT

Roger Olson, Clerk  
Village of Cameron  
300 N. 1st St., PO Box 387  
Cameron, WI 54822  
715-458-2117

### COUNTY CONTACT

Dave Armstrong, Director  
Barron County EDC  
260 N. 7th St., PO Box 71  
Barron, WI 54812  
800-529-4148

### REGIONAL CONTACT

#### WEST CENTRAL WISCONSIN REGIONAL PLANNING COMMISSION

800 Wisconsin Street, Mail Box 9  
Eau Claire, WI 54703-3606  
Phone: 715-836-2918  
Fax: 715-836-2886  
EMail: [wcvrpc@wcvrpc.org](mailto:wcvrpc@wcvrpc.org)  
Internet: <http://www.wcvrpc.org>



Updated January 2019

# Community PROFILE

## City of Chetek Barron County, Wisconsin

### DEMOGRAPHICS

#### POPULATION

	2010	2018*
City of Chetek	2,221	2,181
Barron County	45,870	46,336
State of Wisconsin	5,686,986	5,816,231

Source: U.S. Census \*Estimate

#### HOUSING

##### Number of Housing Units 2013-2017

City of Chetek	1,087
Barron County	23,856
State of Wisconsin	2,668,692

Source: U.S. Census, 2013-2017 American Community Survey 5-Year Estimates

##### 2013-2017 Median Value of: Owner-Occ. Units Gross Rent

City of Chetek	\$116,500	\$683
Barron County	\$145,500	\$686
State of Wisconsin	\$169,300	\$813

Source: U.S. Census, 2013-2017 American Community Survey 5-Year Estimates

#### ECONOMY

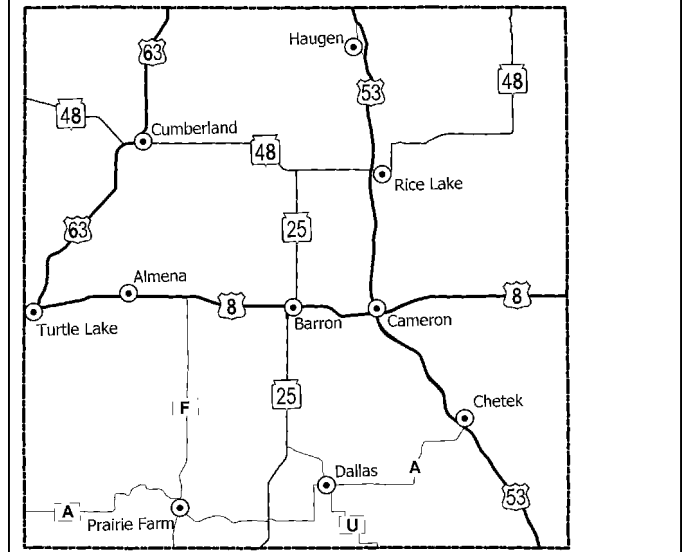
##### COUNTY EMPLOYMENT BY INDUSTRY - 2013-2017

Industry	Employees
Agriculture/Forestry/Fishing/Hunting/Mining	1,332
Construction	1,706
Manufacturing	5,166
Transportation and Warehousing, and Utilities	912
Information	307
Wholesale Trade	394
Retail Trade	2,270
Finance/Insurance/Real Estate/Rental/Leasing	887
Services	8,610
Public Administration	671
<b>TOTAL EMPLOYMENT</b>	<b>22,255</b>

Source: U.S. Census, 2013-2017 American Community Survey 5-Year Estimates

##### EMPLOYMENT TRENDS

	2013	2017
Barron Co. Labor Force	23,646	24,821
Barron Co. Employed	21,873	23,946
Barron Co. Unemployed	1,773	875
Barron Co. Unemployment Rate	7.5%	3.5%
Wisconsin Unemployment Rate	6.7%	3.3%
U.S. Unemployment Rate	7.4%	4.4%



#### ECONOMY con't

##### 2017 WAGES

Occupation	Mean	Median
Bartenders	\$10.06	\$9.34
Bookkeeping/Accting/Audit Clerk	16.92	16.96
Cashiers	9.62	9.31
Nursing Assistants	14.15	14.05
Office Clerk, General	15.24	15.24
Physical Therapists	40.28	40.67
Secretary/Administrative Assistant	24.03	23.06
Stock Clerk/Order Fillers	13.56	11.77
Truck Drivers, Heavy/Tractor Trailer	20.90	20.71
Welder/Cutter/Solderer/Brazer	18.79	18.51

Source: Bureau of Labor Statistics, May 2017

##### INCOME (PER CAPITA)

	2015	2016	2017
Barron County	\$44,626	\$44,380	\$46,214
State of Wisconsin	\$46,571	\$47,426	\$48,941
United States	\$48,940	\$49,831	\$51,640

Source: U.S. Dept. of Commerce, Bureau of Economic Analysis

## INFRASTRUCTURE

### TRANSPORTATION

#### MAJOR HIGHWAYS

Highway Type	Name	Distance to Nearest
State Highways	25	7 miles
U.S. Highways	53	0 miles
Interstate Highways	I-94	40 miles

#### RAIL SERVICE

<b>Provider(s)</b>	Wisconsin Northern
--------------------	--------------------

#### AIR SERVICE

##### Local Air Service

Nearest Local Airport	Chetek Municipal-Southworth
Airport Classification	Medium General Aviation
Miles to Airport	0

##### Scheduled Air Service

Nearest Airport	Chippewa Valley Reg. Airport
Miles to Airport	45
Airline Service(s)	United

### UTILITIES

**Electric Provider** Barron Electric Coop

**Natural Gas Provider** Wisconsin Gas Co.

**Telecomm Provider** CenturyLink  
Fiber Optics Yes

**Water Provider** Municipal  
Number of Wells 2  
Total Well Capacity 223,271 YPD  
Equipment Type Electric  
Fluoridated No  
Total Elevated Storage 500,000 gallons

**Waste Water Provider** Municipal  
Monthly Design Flow 385,000 GPD  
Monthly Average Daily Flow 330,200 GPD  
Year Facility Constructed 1985/1998

## REAL ESTATE AND TAXATION

### REAL ESTATE EQUALIZED VALUES\*

	2016	2017	2018
City of Chetek	\$136	\$140	\$153
Barron County	\$3,838	\$3,976	\$4,191
State of Wisconsin	\$492,540	\$513,090	\$540,155

\* NOTE: Equalized values for communities expressed in millions of dollars; County/State in billions of dollars.

## TAXATION-2017

### Local Property Taxes

Effective Full Value Rate (per \$1,000)	\$23.83
Machinery, Equip and Inventory Tax	Exempt
Real and Personal Property Full Value	\$145,324,200

### County Taxes

Sales Tax	0.5%
-----------	------

### State Taxes

Sales Tax	5.0%
Corporate Income Tax	7.9%
Personal Income Tax	4 - 7.65%
Capital Gains Tax	60% exemption

## INSTITUTIONS

### EDUCATION

#### Vocational/Technical

Nearest VoTech	WITC
Location of VoTech	Rice Lake
Miles to VoTech	14

#### University

Nearest University	UW-Rice Lake - Barron Co.
Miles to University	14

### HEALTH CARE

#### Hospital

Nearest Hospital	Barron or Rice Lake
Miles to Hospital	15

## CONTACTS

### LOCAL CONTACT

Carmen Newman, Clerk  
City of Chetek  
220 Stout St., PO Box 194  
Chetek, WI 54728-0194  
715-924-4838

### COUNTY CONTACT

Dave Armstrong, Director  
Barron County EDC  
260 N. 7th St., PO Box 71  
Barron, WI 54812  
800-529-4148

### REGIONAL CONTACT

#### WEST CENTRAL WISCONSIN REGIONAL PLANNING COMMISSION

800 Wisconsin Street, Mail Box 9  
Eau Claire, WI 54703-3606  
Phone: 715-836-2918  
Fax: 715-836-2886  
EMail: [wccwrpc@wccwrpc.org](mailto:wccwrpc@wccwrpc.org)  
Internet: <http://www.wccwrpc.org>



Updated January 2019



# Community PROFILE

## City of Cumberland Barron County, Wisconsin

### DEMOGRAPHICS

#### POPULATION

	2010	2018*
City of Cumberland	2,170	2,167
Barron County	45,870	46,336
State of Wisconsin	5,686,986	5,816,231

Source: U.S. Census \*Estimate

#### HOUSING

##### Number of Housing Units 2013-2017

City of Cumberland	1,285
Barron County	23,856
State of Wisconsin	2,668,692

Source: U.S. Census, 2013-2017 American Community Survey 5-Year Estimates

##### 2013-2017 Median Value of: Owner-Occ. Units Gross Rent

City of Cumberland	\$120,500	\$596
Barron County	\$145,500	\$686
State of Wisconsin	\$169,300	\$813

Source: U.S. Census, 2013-2017 American Community Survey 5-Year Estimates

#### ECONOMY

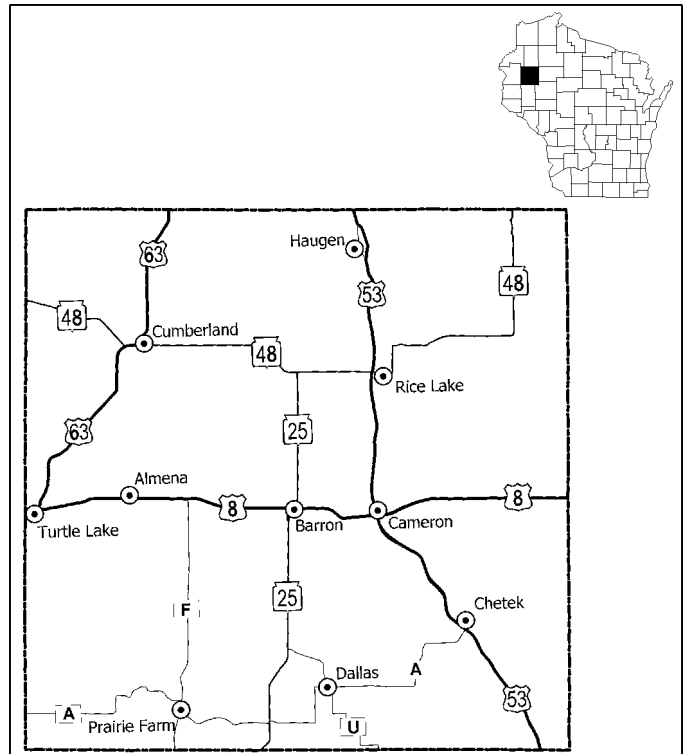
##### COUNTY EMPLOYMENT BY INDUSTRY - 2013-2017

Industry	Employees
Agriculture/Forestry/Fishing/Hunting/Mining	1,332
Construction	1,706
Manufacturing	5,166
Transportation and Warehousing, and Utilities	912
Information	307
Wholesale Trade	394
Retail Trade	2,270
Finance/Insurance/Real Estate/Rental/Leasing	887
Services	8,610
Public Administration	671
<b>TOTAL EMPLOYMENT</b>	<b>22,255</b>

Source: U.S. Census, 2013-2017 American Community Survey 5-Year Estimates

##### EMPLOYMENT TRENDS

	2013	2017
Barron Co. Labor Force	23,646	24,821
Barron Co. Employed	21,873	23,946
Barron Co. Unemployed	1,773	875
Barron Co. Unemployment Rate	7.5%	3.5%
Wisconsin Unemployment Rate	6.7%	3.3%
U.S. Unemployment Rate	7.4%	4.4%



#### ECONOMY con't

##### 2017 WAGES

Occupation	Mean	Median
Bartenders	\$10.06	\$9.34
Bookkeeping/Accting/Audit Clerk	16.92	16.96
Cashiers	9.62	9.31
Nursing Assistants	14.15	14.05
Office Clerk, General	15.24	15.24
Physical Therapists	40.28	40.67
Secretary/Administrative Assistant	24.03	23.06
Stock Clerk/Order Fillers	13.56	11.77
Truck Drivers, Heavy/Tractor Trailer	20.90	20.71
Welder/Cutter/Solderer/Brazer	18.79	18.51

Source: Bureau of Labor Statistics, May 2017

##### INCOME (PER CAPITA)

	2015	2016	2017
Barron County	\$44,626	\$44,380	\$46,214
State of Wisconsin	\$46,571	\$47,426	\$48,941
United States	\$48,940	\$49,831	\$51,640

Source: U.S. Dept. of Commerce, Bureau of Economic Analysis

## INFRASTRUCTURE

### TRANSPORTATION

#### MAJOR HIGHWAYS

Highway Type	Name	Distance to Nearest
State Highways	48	0 miles
U.S. Highways	63	0 miles
Interstate Highways	I-94	48 miles

#### RAIL SERVICE

<b>Provider(s)</b>	None
--------------------	------

#### AIR SERVICE

##### Local Air Service

Nearest Local Airport	Cumberland Municipal Airport
Airport Classification	Medium General Aviation
Miles to Airport	2

##### Scheduled Air Service

Nearest Airport	Chippewa Valley Reg. Airport
Miles to Airport	70
Airline Service(s)	United

### UTILITIES

<b>Electric Provider</b>	Municipal
<b>Natural Gas Provider</b>	Wisconsin Gas Co.
<b>Telecomm Provider</b>	CenturyLink
Fiber Optics	Yes
<b>Water Provider</b>	Municipal
Number of Wells	4
Total Well Capacity	510,732 YPD
Equipment Type	Electric
Fluoridated	n/a
Total Elevated Storage	600,000 gallons
<b>Waste Water Provider</b>	Municipal
Monthly Design Flow	400,000 GPD
Monthly Average Daily Flow	200,000 GPD
Year Facility Constructed	1982

## REAL ESTATE AND TAXATION

### REAL ESTATE EQUALIZED VALUES\*

	2016	2017	2018
City of Cumberland	\$163	\$164	\$165
Barron County	\$3,838	\$3,976	\$4,191
State of Wisconsin	\$492,540	\$513,090	\$540,155

\* NOTE: Equalized values for communities expressed in millions of dollars; County/State in billions of dollars.

## TAXATION-2017

### Local Property Taxes

Effective Full Value Rate (per \$1,000)	\$23.41
Machinery, Equip and Inventory Tax	Exempt
Real and Personal Property Full Value	\$169,117,500

### County Taxes

Sales Tax	0.5%
-----------	------

### State Taxes

Sales Tax	5.0%
Corporate Income Tax	7.9%
Personal Income Tax	4 - 7.65%
Capital Gains Tax	60% exemption

## INSTITUTIONS

### EDUCATION

#### Vocational/Technical

Nearest VoTech	WITC
Location of VoTech	Rice Lake
Miles to VoTech	14

#### University

Nearest University	UW-Rice Lake - Barron Co.
Miles to University	14

### HEALTH CARE

#### Hospital

Nearest Hospital	Cumberland
Miles to Hospital	0

## CONTACTS

### LOCAL CONTACT

Julie Kessler, Clerk  
City of Cumberland  
950 1st Avenue  
Cumberland, WI 54829  
715-822-2752

### COUNTY CONTACT

Dave Armstrong, Director  
Barron County EDC  
260 N. 7th St., PO Box 71  
Barron, WI 54812  
800-529-4148

### REGIONAL CONTACT

#### WEST CENTRAL WISCONSIN REGIONAL PLANNING COMMISSION

800 Wisconsin Street, Mail Box 9  
Eau Claire, WI 54703-3606  
Phone: 715-836-2918  
Fax: 715-836-2886  
EMail: [wcvrpc@wcvrpc.org](mailto:wcvrpc@wcvrpc.org)  
Internet: <http://www.wcvrpc.org>



Updated January 2019

# Community PROFILE

## Village of Dallas Barron County, Wisconsin

### DEMOGRAPHICS

#### POPULATION

	2010	2018*
Village of Dallas	409	376
Barron County	45,870	46,336
State of Wisconsin	5,686,986	5,816,231

Source: U.S. Census \*Estimate

#### HOUSING

##### Number of Housing Units 2013-2017

Village of Dallas	175
Barron County	23,856
State of Wisconsin	2,668,692

Source: U.S. Census, 2013-2017 American Community Survey 5-Year Estimates

##### 2013-2017 Median Value of: Owner-Occ. Units Gross Rent

Village of Dallas	\$79,000	\$761
Barron County	\$145,500	\$686
State of Wisconsin	\$169,300	\$813

Source: U.S. Census, 2013-2017 American Community Survey 5-Year Estimates

#### ECONOMY

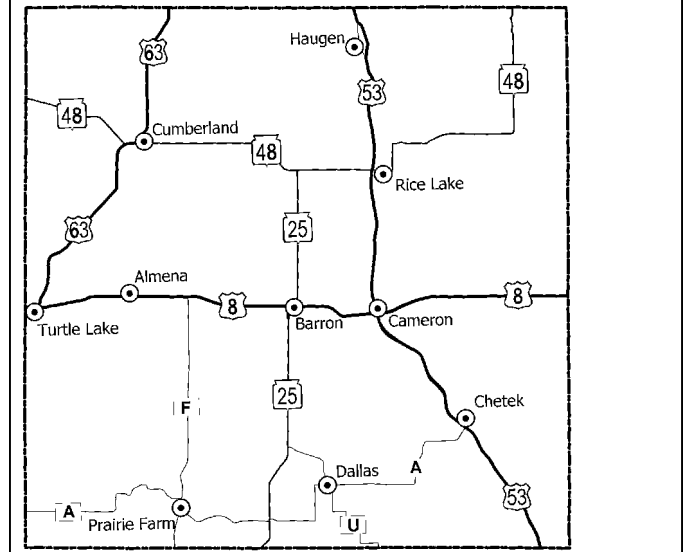
##### COUNTY EMPLOYMENT BY INDUSTRY - 2013-2017

Industry	Employees
Agriculture/Forestry/Fishing/Hunting/Mining	1,332
Construction	1,706
Manufacturing	5,166
Transportation and Warehousing, and Utilities	912
Information	307
Wholesale Trade	394
Retail Trade	2,270
Finance/Insurance/Real Estate/Rental/Leasing	887
Services	8,610
Public Administration	671
<b>TOTAL EMPLOYMENT</b>	<b>22,255</b>

Source: U.S. Census, 2013-2017 American Community Survey 5-Year Estimates

##### EMPLOYMENT TRENDS

	2013	2017
Barron Co. Labor Force	23,646	24,821
Barron Co. Employed	21,873	23,946
Barron Co. Unemployed	1,773	875
Barron Co. Unemployment Rate	7.5%	3.5%
Wisconsin Unemployment Rate	6.7%	3.3%
U.S. Unemployment Rate	7.4%	4.4%



#### ECONOMY con't

##### 2017 WAGES

Occupation	Mean	Median
Bartenders	\$10.06	\$9.34
Bookkeeping/Accting/Audit Clerk	16.92	16.96
Cashiers	9.62	9.31
Nursing Assistants	14.15	14.05
Office Clerk, General	15.24	15.24
Physical Therapists	40.28	40.67
Secretary/Administrative Assistant	24.03	23.06
Stock Clerk/Order Fillers	13.56	11.77
Truck Drivers, Heavy/Tractor Trailer	20.90	20.71
Welder/Cutter/Solderer/Brazer	18.79	18.51

Source: Bureau of Labor Statistics, May 2017

##### INCOME (PER CAPITA)

	2015	2016	2017
Barron County	\$44,626	\$44,380	\$46,214
State of Wisconsin	\$46,571	\$47,426	\$48,941
United States	\$48,940	\$49,831	\$51,640

Source: U.S. Dept. of Commerce, Bureau of Economic Analysis

## INFRASTRUCTURE

### TRANSPORTATION

#### MAJOR HIGHWAYS

Highway Type	Name	Distance to Nearest
State Highways	25	4 miles
U.S. Highways	553	9 miles
Interstate Highways	I-94	25 miles

#### RAIL SERVICE

Provider(s)	None
-------------	------

#### AIR SERVICE

##### Local Air Service

Nearest Local Airport	Chetek Municipal-Southworth
Airport Classification	Medium General Aviation
Miles to Airport	10

##### Scheduled Air Service

Nearest Airport	Chippewa Valley Reg. Airport
Miles to Airport	46
Airline Service(s)	United

### UTILITIES

**Electric Provider** Barron Electric Coop

**Natural Gas Provider** Wisconsin Gas Co.

**Telecomm Provider** Mosaic Telecom  
Fiber Optics Yes

**Water Provider** Municipal  
Number of Wells 2  
Total Well Capacity 460,800 YPD  
Equipment Type Electric  
Fluoridated No  
Total Elevated Storage 85,000 gallons

**Waste Water Provider** Municipal  
Monthly Design Flow 100,000 GPD  
Monthly Average Daily Flow 32,867 GPD  
Year Facility Constructed 1979

## REAL ESTATE AND TAXATION

### REAL ESTATE EQUALIZED VALUES\*

	2016	2017	2018
Village of Dallas	\$12	\$12	\$13
Barron County	\$3,838	\$3,976	\$4,191
State of Wisconsin	\$492,540	\$513,090	\$540,155

\* NOTE: Equalized values for communities expressed in millions of dollars; County/State in billions of dollars.

## TAXATION-2017

### Local Property Taxes

Effective Full Value Rate (per \$1,000)	\$18.60
Machinery, Equip and Inventory Tax	Exempt
Real and Personal Property Full Value	\$12,537,800

### County Taxes

Sales Tax	0.5%
-----------	------

### State Taxes

Sales Tax	5.0%
Corporate Income Tax	7.9%
Personal Income Tax	4 - 7.65%
Capital Gains Tax	60% exemption

## INSTITUTIONS

### EDUCATION

#### Vocational/Technical

Nearest VoTech	WITC
Location of VoTech	Rice Lake
Miles to VoTech	21

#### University

Nearest University	UW-Rice Lake - Barron Co.
Miles to University	21

### HEALTH CARE

#### Hospital

Nearest Hospital	Barron
Miles to Hospital	10

## CONTACTS

### LOCAL CONTACT

Lucille Guibord, Clerk  
Village of Dallas  
205 Dallas St. West, PO Box 8  
Dallas, WI 54733  
715-837-1437

### COUNTY CONTACT

Dave Armstrong, Director  
Barron County EDC  
260 N. 7th St., PO Box 71  
Barron, WI 54812  
800-529-4148

### REGIONAL CONTACT

#### WEST CENTRAL WISCONSIN REGIONAL PLANNING COMMISSION

800 Wisconsin Street, Mail Box 9  
Eau Claire, WI 54703-3606  
Phone: 715-836-2918  
Fax: 715-836-2886  
EMail: [wccwrpc@wccwrpc.org](mailto:wccwrpc@wccwrpc.org)  
Internet: <http://www.wccwrpc.org>



Updated January 2019

# Community PROFILE

## Village of Haugen Barron County, Wisconsin

### DEMOGRAPHICS

#### POPULATION

	2010	2018*
Village of Haugen	287	284
Barron County	45,870	46,336
State of Wisconsin	5,686,986	5,816,231

Source: U.S. Census \*Estimate

#### HOUSING

Number of Housing Units	2013-2017
Village of Haugen	167
Barron County	23,856
State of Wisconsin	2,668,692

Source: U.S. Census, 2013-2017 American Community Survey 5-Year Estimates

2013-2017 Median Value of:	Owner-Occ. Units	Gross Rent
Village of Haugen	\$89,800	\$679
Barron County	\$145,500	\$686
State of Wisconsin	\$169,300	\$813

Source: U.S. Census, 2013-2017 American Community Survey 5-Year Estimates

#### ECONOMY

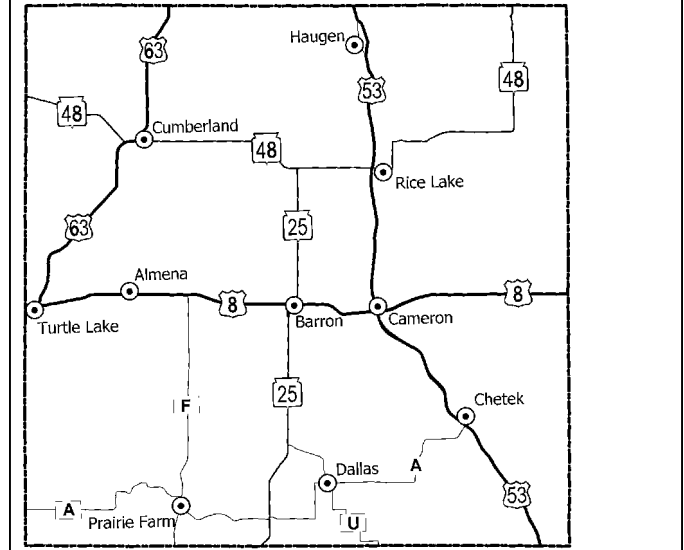
##### COUNTY EMPLOYMENT BY INDUSTRY - 2013-2017

Industry	Employees
Agriculture/Forestry/Fishing/Hunting/Mining	1,332
Construction	1,706
Manufacturing	5,166
Transportation and Warehousing, and Utilities	912
Information	307
Wholesale Trade	394
Retail Trade	2,270
Finance/Insurance/Real Estate/Rental/Leasing	887
Services	8,610
Public Administration	671
<b>TOTAL EMPLOYMENT</b>	<b>22,255</b>

Source: U.S. Census, 2013-2017 American Community Survey 5-Year Estimates

##### EMPLOYMENT TRENDS

	2013	2017
Barron Co. Labor Force	23,646	24,821
Barron Co. Employed	21,873	23,946
Barron Co. Unemployed	1,773	875
Barron Co. Unemployment Rate	7.5%	3.5%
Wisconsin Unemployment Rate	6.7%	3.3%
U.S. Unemployment Rate	7.4%	4.4%



#### ECONOMY con't

##### 2017 WAGES

Occupation	Mean	Median
Bartenders	\$10.06	\$9.34
Bookkeeping/Accting/Audit Clerk	16.92	16.96
Cashiers	9.62	9.31
Nursing Assistants	14.15	14.05
Office Clerk, General	15.24	15.24
Physical Therapists	40.28	40.67
Secretary/Administrative Assistant	24.03	23.06
Stock Clerk/Order Fillers	13.56	11.77
Truck Drivers, Heavy/Tractor Trailer	20.90	20.71
Welder/Cutter/Solderer/Brazer	18.79	18.51

Source: Bureau of Labor Statistics, May 2017

##### INCOME (PER CAPITA)

	2015	2016	2017
Barron County	\$44,626	\$44,380	\$46,214
State of Wisconsin	\$46,571	\$47,426	\$48,941
United States	\$48,940	\$49,831	\$51,640

Source: U.S. Dept. of Commerce, Bureau of Economic Analysis

## INFRASTRUCTURE

### TRANSPORTATION

#### MAJOR HIGHWAYS

Highway Type	Name	Distance to Nearest
State Highways	48	7 miles
U.S. Highways	53	1 miles
Interstate Highways	I-94	81 miles

#### RAIL SERVICE

Provider(s)	None
-------------	------

#### AIR SERVICE

##### Local Air Service

Nearest Local Airport	Rice Lake Regional-Carl's Field
Airport Classification	Large General Aviation
Miles to Airport	9

##### Scheduled Air Service

Nearest Airport	Chippewa Valley Reg. Airport
Miles to Airport	71
Airline Service(s)	United

### UTILITIES

**Electric Provider** Barron Electric Coop

**Natural Gas Provider** Wisconsin Gas Co.

**Telecomm Provider** CenturyLink  
Fiber Optics Yes

**Water Provider** Municipal  
Number of Wells 1  
Total Well Capacity 140,000 YPD  
Equipment Type Electric  
Fluoridated No  
Total Elevated Storage 50,000 gallons

**Waste Water Provider** Municipal  
Monthly Design Flow 24,600 GPD  
Monthly Average Daily Flow 12,500 GPD  
Year Facility Constructed 1977

## REAL ESTATE AND TAXATION

### REAL ESTATE EQUALIZED VALUES\*

	2016	2017	2018
Village of Haugen	\$13	\$13	\$14
Barron County	\$3,838	\$3,976	\$4,191
State of Wisconsin	\$492,540	\$513,090	\$540,155

\* NOTE: Equalized values for communities expressed in millions of dollars; County/State in billions of dollars.

## TAXATION-2017

### Local Property Taxes

Effective Full Value Rate (per \$1,000)	\$17.52
Machinery, Equip and Inventory Tax	Exempt
Real and Personal Property Full Value	\$13,311,700

### County Taxes

Sales Tax	0.5%
-----------	------

### State Taxes

Sales Tax	5.0%
Corporate Income Tax	7.9%
Personal Income Tax	4 - 7.65%
Capital Gains Tax	60% exemption

## INSTITUTIONS

### EDUCATION

#### Vocational/Technical

Nearest VoTech	WITC
Location of VoTech	Rice Lake
Miles to VoTech	7

#### University

Nearest University	UW-Rice Lake - Barron Co.
Miles to University	7

### HEALTH CARE

#### Hospital

Nearest Hospital	Rice Lake
Miles to Hospital	7

## CONTACTS

### LOCAL CONTACT

Fay Olson, Clerk  
Village of Haugen  
104 3rd Street, PO Box 234  
Haugen, WI 54841  
715-234-8663

### COUNTY CONTACT

Dave Armstrong, Director  
Barron County EDC  
260 N. 7th St., PO Box 71  
Barron, WI 54812  
800-529-4148

### REGIONAL CONTACT

#### WEST CENTRAL WISCONSIN REGIONAL PLANNING COMMISSION

800 Wisconsin Street, Mail Box 9  
Eau Claire, WI 54703-3606  
Phone: 715-836-2918  
Fax: 715-836-2886  
EMail: [wccwrpc@wccwrpc.org](mailto:wccwrpc@wccwrpc.org)  
Internet: <http://www.wccwrpc.org>



Updated January 2019

# Community PROFILE

## Village of Prairie Farm

Barron County, Wisconsin

### DEMOGRAPHICS

#### POPULATION

	2010	2018*
Village of Prairie Farm	473	459
Barron County	45,870	46,336
State of Wisconsin	5,686,986	5,816,231

Source: U.S. Census \*Estimate

#### HOUSING

##### Number of Housing Units 2013-2017

Village of Prairie Farm	236
Barron County	23,856
State of Wisconsin	2,668,692

Source: U.S. Census, 2013-2017 American Community Survey 5-Year Estimates

2013-2017 Median Value of:	Owner-Occ. Units	Gross Rent
Village of Prairie Farm	\$93,900	\$546
Barron County	\$145,500	\$686
State of Wisconsin	\$169,300	\$813

Source: U.S. Census, 2013-2017 American Community Survey 5-Year Estimates

#### ECONOMY

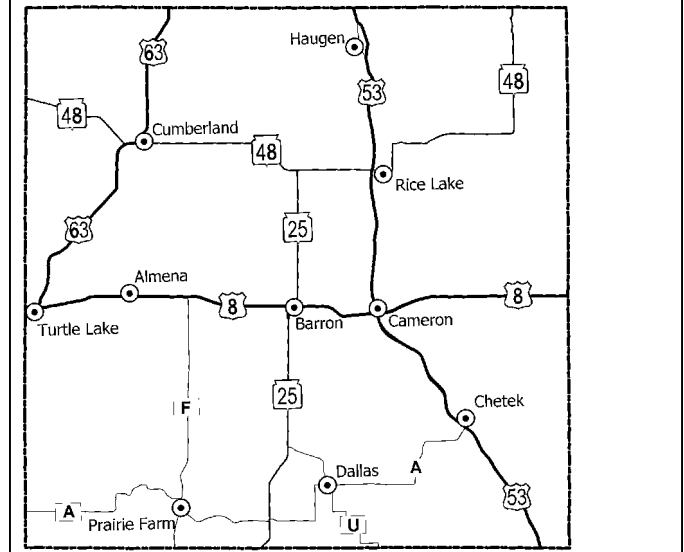
##### COUNTY EMPLOYMENT BY INDUSTRY - 2013-2017

Industry	Employees
Agriculture/Forestry/Fishing/Hunting/Mining	1,332
Construction	1,706
Manufacturing	5,166
Transportation and Warehousing, and Utilities	912
Information	307
Wholesale Trade	394
Retail Trade	2,270
Finance/Insurance/Real Estate/Rental/Leasing	887
Services	8,610
Public Administration	671
<b>TOTAL EMPLOYMENT</b>	<b>22,255</b>

Source: U.S. Census, 2013-2017 American Community Survey 5-Year Estimates

##### EMPLOYMENT TRENDS

	2013	2017
Barron Co. Labor Force	23,646	24,821
Barron Co. Employed	21,873	23,946
Barron Co. Unemployed	1,773	875
Barron Co. Unemployment Rate	7.5%	3.5%
Wisconsin Unemployment Rate	6.7%	3.3%
U.S. Unemployment Rate	7.4%	4.4%



#### ECONOMY con't

##### 2017 WAGES

Occupation	Mean	Median
Bartenders	\$10.06	\$9.34
Bookkeeping/Accting/Audit Clerk	16.92	16.96
Cashiers	9.62	9.31
Nursing Assistants	14.15	14.05
Office Clerk, General	15.24	15.24
Physical Therapists	40.28	40.67
Secretary/Administrative Assistant	24.03	23.06
Stock Clerk/Order Fillers	13.56	11.77
Truck Drivers, Heavy/Tractor Trailer	20.90	20.71
Welder/Cutter/Solderer/Brazer	18.79	18.51

Source: Bureau of Labor Statistics, May 2017

##### INCOME (PER CAPITA)

	2015	2016	2017
Barron County	\$44,626	\$44,380	\$46,214
State of Wisconsin	\$46,571	\$47,426	\$48,941
United States	\$48,940	\$49,831	\$51,640

Source: U.S. Dept. of Commerce, Bureau of Economic Analysis

## INFRASTRUCTURE

### TRANSPORTATION

#### MAJOR HIGHWAYS

Highway Type	Name	Distance to Nearest
State Highways	25	4 miles
U.S. Highways	63	10 miles
Interstate Highways	I-94	23 miles

#### RAIL SERVICE

Provider(s)	None
-------------	------

#### AIR SERVICE

##### Local Air Service

Nearest Local Airport	Barron Municipal
Airport Classification	Small General Aviation
Miles to Airport	19

##### Scheduled Air Service

Nearest Airport	Chippewa Valley Reg. Airport
Miles to Airport	50
Airline Service(s)	United

### UTILITIES

**Electric Provider** Barron Electric Coop

**Natural Gas Provider** None

**Telecomm Provider** Mosaic Telecom  
Fiber Optics Yes

**Water Provider** Private Wells

Number of Wells	n/a
Total Well Capacity	n/a
Equipment Type	
Fluoridated	n/a
Total Elevated Storage	n/a

**Waste Water Provider** Municipal

Monthly Design Flow	50,000 GPD
Monthly Average Daily Flow	31,833 GPD
Year Facility Constructed	1963

## REAL ESTATE AND TAXATION

### REAL ESTATE EQUALIZED VALUES\*

	2016	2017	2018
Village of Prairie Farm	\$16	\$16	\$17
Barron County	\$3,838	\$3,976	\$4,191
State of Wisconsin	\$492,540	\$513,090	\$540,155

\* NOTE: Equalized values for communities expressed in millions of dollars; County/State in billions of dollars.

## TAXATION-2017

### Local Property Taxes

Effective Full Value Rate (per \$1,000)	\$16.98
Machinery, Equip and Inventory Tax	Exempt
Real and Personal Property Full Value	\$16,801,000

### County Taxes

Sales Tax	0.5%
-----------	------

### State Taxes

Sales Tax	5.0%
Corporate Income Tax	7.9%
Personal Income Tax	4 - 7.65%
Capital Gains Tax	60% exemption

## INSTITUTIONS

### EDUCATION

#### Vocational/Technical

Nearest VoTech	WITC
Location of VoTech	Rice Lake
Miles to VoTech	31

#### University

Nearest University	UW-Rice Lake - Barron Co.
Miles to University	31

### HEALTH CARE

#### Hospital

Nearest Hospital	Barron
Miles to Hospital	17

## CONTACTS

### LOCAL CONTACT

Sherrie Siebert, Clerk  
Village of Prairie Farm  
115 N. River Ave., PO Box 74  
Prairie Farm, WI 54762  
715-455-1431

### COUNTY CONTACT

Dave Armstrong, Director  
Barron County EDC  
260 N. 7th St., PO Box 71  
Barron, WI 54812  
800-529-4148

### REGIONAL CONTACT

#### WEST CENTRAL WISCONSIN REGIONAL PLANNING COMMISSION

800 Wisconsin Street, Mail Box 9  
Eau Claire, WI 54703-3606  
Phone: 715-836-2918  
Fax: 715-836-2886  
EMail: [wccwrpc@wccwrpc.org](mailto:wccwrpc@wccwrpc.org)  
Internet: <http://www.wccwrpc.org>



Updated January 2019



# Community PROFILE

## City of Rice Lake Barron County, Wisconsin

### DEMOGRAPHICS

#### POPULATION

	2010	2018*
City of Rice Lake	8,419	8,639
Barron County	45,870	46,336
State of Wisconsin	5,686,986	5,816,231

Source: U.S. Census \*Estimate

#### HOUSING

##### Number of Housing Units 2013-2017

City of Rice Lake	4,263
Barron County	23,856
State of Wisconsin	2,668,692

Source: U.S. Census, 2013-2017 American Community Survey 5-Year Estimates

##### 2013-2017 Median Value of: Owner-Occ. Units Gross Rent

City of Rice Lake	\$120,000	\$661
Barron County	\$145,500	\$686
State of Wisconsin	\$169,300	\$813

Source: U.S. Census, 2013-2017 American Community Survey 5-Year Estimates

#### ECONOMY

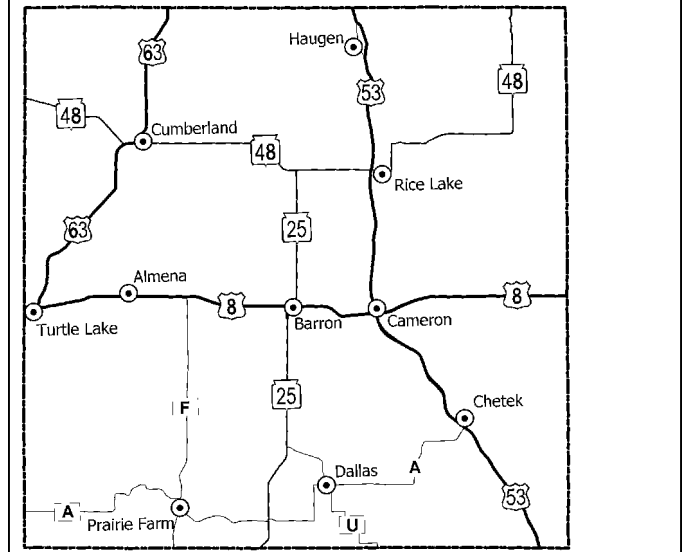
##### COUNTY EMPLOYMENT BY INDUSTRY - 2013-2017

Industry	Employees
Agriculture/Forestry/Fishing/Hunting/Mining	1,332
Construction	1,706
Manufacturing	5,166
Transportation and Warehousing, and Utilities	912
Information	307
Wholesale Trade	394
Retail Trade	2,270
Finance/Insurance/Real Estate/Rental/Leasing	887
Services	8,610
Public Administration	671
<b>TOTAL EMPLOYMENT</b>	<b>22,255</b>

Source: U.S. Census, 2013-2017 American Community Survey 5-Year Estimates

#### EMPLOYMENT TRENDS

	2013	2017
Barron Co. Labor Force	23,646	24,821
Barron Co. Employed	21,873	23,946
Barron Co. Unemployed	1,773	875
Barron Co. Unemployment Rate	7.5%	3.5%
Wisconsin Unemployment Rate	6.7%	3.3%
U.S. Unemployment Rate	7.4%	4.4%



#### ECONOMY con't

##### 2017 WAGES

Occupation	Mean	Median
Bartenders	\$10.06	\$9.34
Bookkeeping/Accting/Audit Clerk	16.92	16.96
Cashiers	9.62	9.31
Nursing Assistants	14.15	14.05
Office Clerk, General	15.24	15.24
Physical Therapists	40.28	40.67
Secretary/Administrative Assistant	24.03	23.06
Stock Clerk/Order Fillers	13.56	11.77
Truck Drivers, Heavy/Tractor Trailer	20.90	20.71
Welder/Cutter/Solderer/Brazer	18.79	18.51

Source: Bureau of Labor Statistics, May 2017

#### INCOME (PER CAPITA)

	2015	2016	2017
Barron County	\$44,626	\$44,380	\$46,214
State of Wisconsin	\$46,571	\$47,426	\$48,941
United States	\$48,940	\$49,831	\$51,640

Source: U.S. Dept. of Commerce, Bureau of Economic Analysis

## INFRASTRUCTURE

### TRANSPORTATION

#### MAJOR HIGHWAYS

Highway Type	Name	Distance to Nearest
State Highways	48	0 miles
U.S. Highways	53	1 miles
Interstate Highways	I-94	50 miles

#### RAIL SERVICE

<b>Provider(s)</b>	Canadian National
--------------------	-------------------

#### AIR SERVICE

##### Local Air Service

Nearest Local Airport	Rice Lake Regional-Carl's Field
Airport Classification	Large General Aviation
Miles to Airport	1

##### Scheduled Air Service

Nearest Airport	Chippewa Valley Reg. Airport
Miles to Airport	60
Airline Service(s)	United

### UTILITIES

<b>Electric Provider</b>	Municipal
<b>Natural Gas Provider</b>	Wisconsin Gas Co.
<b>Telecomm Provider</b>	CenturyLink
Fiber Optics	Yes
<b>Water Provider</b>	Municipal
Number of Wells	5
Total Well Capacity	5,976,000 YPD
Equipment Type	Electric
Fluoridated	n/a
Total Elevated Storage	650,000 gallons
<b>Waste Water Provider</b>	Municipal
Monthly Design Flow	3,090,000 GPD
Monthly Average Daily Flow	1,032,000 GPD
Year Facility Constructed	1983

## REAL ESTATE AND TAXATION

### REAL ESTATE EQUALIZED VALUES\*

	2016	2017	2018
City of Rice Lake	\$615	\$644	\$678
Barron County	\$3,838	\$3,976	\$4,191
State of Wisconsin	\$492,540	\$513,090	\$540,155

\* NOTE: Equalized values for communities expressed in millions of dollars; County/State in billions of dollars.

## TAXATION-2017

### Local Property Taxes

Effective Full Value Rate (per \$1,000)	\$22.86
Machinery, Equip and Inventory Tax	Exempt
Real and Personal Property Full Value	\$674,047,800

### County Taxes

Sales Tax	0.5%
-----------	------

### State Taxes

Sales Tax	5.0%
Corporate Income Tax	7.9%
Personal Income Tax	4 - 7.65%
Capital Gains Tax	60% exemption

## INSTITUTIONS

### EDUCATION

#### Vocational/Technical

Nearest VoTech	WITC
Location of VoTech	Rice Lake
Miles to VoTech	0

#### University

Nearest University	UW-Rice Lake - Barron Co.
Miles to University	0

### HEALTH CARE

#### Hospital

Nearest Hospital	Rice Lake
Miles to Hospital	0

## CONTACTS

### LOCAL CONTACT

Curtis Snyder, Administrator  
City of Rice Lake  
30 E. Eau Claire Street  
Rice Lake, WI 54868  
715-234-7088

### COUNTY CONTACT

Dave Armstrong, Director  
Barron County EDC  
260 N. 7th St., PO Box 71  
Barron, WI 54812  
800-529-4148

### REGIONAL CONTACT

#### WEST CENTRAL WISCONSIN REGIONAL PLANNING COMMISSION

800 Wisconsin Street, Mail Box 9  
Eau Claire, WI 54703-3606  
Phone: 715-836-2918  
Fax: 715-836-2886  
EMail: [wcrpc@wcrpc.org](mailto:wcrpc@wcrpc.org)  
Internet: <http://www.wcrpc.org>



Updated January 2019

# Community PROFILE

## Village of Turtle Lake

Barron County, Wisconsin

### DEMOGRAPHICS

#### POPULATION

	2010	2018*
Village of Turtle Lake	1,050	1,037
Barron County	45,870	46,336
State of Wisconsin	5,686,986	5,816,231

Source: U.S. Census \*Estimate

#### HOUSING

##### Number of Housing Units 2013-2017

Village of Turtle Lake	497
Barron County	23,856
State of Wisconsin	2,668,692

Source: U.S. Census, 2013-2017 American Community Survey 5-Year Estimates

##### 2013-2017 Median Value of: Owner-Occ. Units Gross Rent

Village of Turtle Lake	\$88,400	\$581
Barron County	\$145,500	\$686
State of Wisconsin	\$169,300	\$813

Source: U.S. Census, 2013-2017 American Community Survey 5-Year Estimates

#### ECONOMY

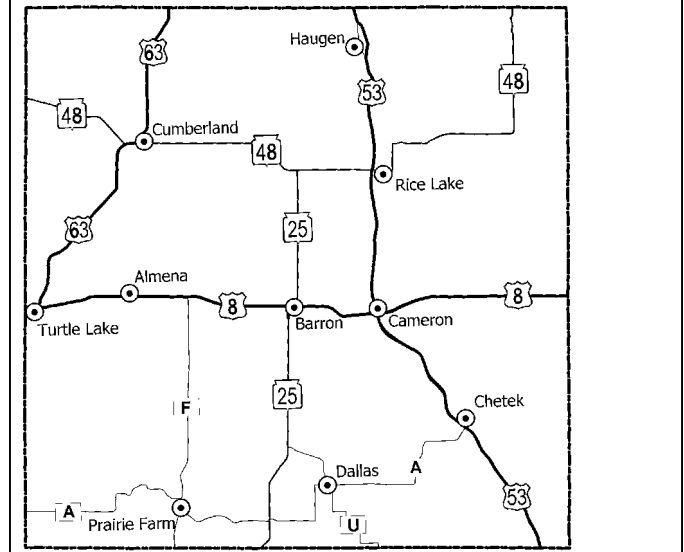
##### COUNTY EMPLOYMENT BY INDUSTRY - 2013-2017

Industry	Employees
Agriculture/Forestry/Fishing/Hunting/Mining	1,332
Construction	1,706
Manufacturing	5,166
Transportation and Warehousing, and Utilities	912
Information	307
Wholesale Trade	394
Retail Trade	2,270
Finance/Insurance/Real Estate/Rental/Leasing	887
Services	8,610
Public Administration	671
<b>TOTAL EMPLOYMENT</b>	<b>22,255</b>

Source: U.S. Census, 2013-2017 American Community Survey 5-Year Estimates

##### EMPLOYMENT TRENDS

	2013	2017
Barron Co. Labor Force	23,646	24,821
Barron Co. Employed	21,873	23,946
Barron Co. Unemployed	1,773	875
Barron Co. Unemployment Rate	7.5%	3.5%
Wisconsin Unemployment Rate	6.7%	3.3%
U.S. Unemployment Rate	7.4%	4.4%



#### ECONOMY con't

##### 2017 WAGES

Occupation	Mean	Median
Bartenders	\$10.06	\$9.34
Bookkeeping/Accting/Audit Clerk	16.92	16.96
Cashiers	9.62	9.31
Nursing Assistants	14.15	14.05
Office Clerk, General	15.24	15.24
Physical Therapists	40.28	40.67
Secretary/Administrative Assistant	24.03	23.06
Stock Clerk/Order Fillers	13.56	11.77
Truck Drivers, Heavy/Tractor Trailer	20.90	20.71
Welder/Cutter/Solderer/Brazer	18.79	18.51

Source: Bureau of Labor Statistics, May 2017

##### INCOME (PER CAPITA)

	2015	2016	2017
Barron County	\$44,626	\$44,380	\$46,214
State of Wisconsin	\$46,571	\$47,426	\$48,941
United States	\$48,940	\$49,831	\$51,640

Source: U.S. Dept. of Commerce, Bureau of Economic Analysis

## INFRASTRUCTURE

### TRANSPORTATION

#### MAJOR HIGHWAYS

Highway Type	Name	Distance to Nearest
State Highways	48	11 miles
U.S. Highways	8, 63	0 miles
Interstate Highways	I-94	40 miles

#### RAIL SERVICE

Provider(s)	None
-------------	------

#### AIR SERVICE

##### Local Air Service

Nearest Local Airport	Cumberland Municipal Airport
Airport Classification	Medium General Aviation
Miles to Airport	12

##### Scheduled Air Service

Nearest Airport	Chippewa Valley Reg. Airport
Miles to Airport	65
Airline Service(s)	United

### UTILITIES

**Electric Provider** Barron Electric Coop

**Natural Gas Provider** Wisconsin Gas Co.

**Telecomm Provider** CenturyLink  
Fiber Optics Yes

**Water Provider** Municipal  
Number of Wells 3  
Total Well Capacity 1,656,000 YPD  
Equipment Type Electric  
Fluoridated No  
Total Elevated Storage 350,000 gallons

**Waste Water Provider** Municipal  
Monthly Design Flow 423,000 GPD  
Monthly Average Daily Flow 241,500 GPD  
Year Facility Constructed 1984

## REAL ESTATE AND TAXATION

### REAL ESTATE EQUALIZED VALUES\*

	2016	2017	2018
Village of Turtle Lake	\$84	\$88	\$82
Barron County	\$3,838	\$3,976	\$4,191
State of Wisconsin	\$492,540	\$513,090	\$540,155

\* NOTE: Equalized values for communities expressed in millions of dollars; County/State in billions of dollars.

## TAXATION-2017

### Local Property Taxes

Effective Full Value Rate (per \$1,000)	\$23.03
Machinery, Equip and Inventory Tax	Exempt
Real and Personal Property Full Value	\$99,097,500

### County Taxes

Sales Tax	0.5%
-----------	------

### State Taxes

Sales Tax	5.0%
Corporate Income Tax	7.9%
Personal Income Tax	4 - 7.65%
Capital Gains Tax	60% exemption

## INSTITUTIONS

### EDUCATION

#### Vocational/Technical

Nearest VoTech	WITC
Location of VoTech	Rice Lake
Miles to VoTech	27

#### University

Nearest University	UW-Rice Lake - Barron Co.
Miles to University	27

### HEALTH CARE

#### Hospital

Nearest Hospital	Cumberland
Miles to Hospital	12

## CONTACTS

### LOCAL CONTACT

Danielle Maxwell-Parker, Cler  
Village of Turtle Lake  
114 Martin Ave., PO Box 11  
Turtle Lake, WI 54889  
715-986-2241

### COUNTY CONTACT

Dave Armstrong, Director  
Barron County EDC  
260 N. 7th St., PO Box 71  
Barron, WI 54812  
800-529-4148

### REGIONAL CONTACT

#### WEST CENTRAL WISCONSIN REGIONAL PLANNING COMMISSION

800 Wisconsin Street, Mail Box 9  
Eau Claire, WI 54703-3606  
Phone: 715-836-2918  
Fax: 715-836-2886  
EMail: [wcvrpc@wcvrpc.org](mailto:wcvrpc@wcvrpc.org)  
Internet: <http://www.wcvrpc.org>



Updated January 2019