

Community Profile

Village of Almena Barron County, Wisconsin

DEMOGRAPHICS

POPULATION

	2010	2017*
Village of Almena	677	646
Barron County	45,870	46,274
State of Wisconsin	5,686,986	5,783,278

Source: U.S. Census *Estimate

HOUSING

Number of Housing Units 2012-2016

Village of Almena	356
Barron County	23,717
State of Wisconsin	2,649,597

Source: U.S. Census, 2012-2016 American Community Survey 5-Year Estimates

2012-2016 Median Value of:	Owner-Occ. Units	Gross Rent
Village of Almena	\$84,100	\$659
Barron County	\$140,900	\$665
State of Wisconsin	\$167,000	\$789

Source: U.S. Census, 2012-2016 American Community Survey 5-Year Estimates

ECONOMY

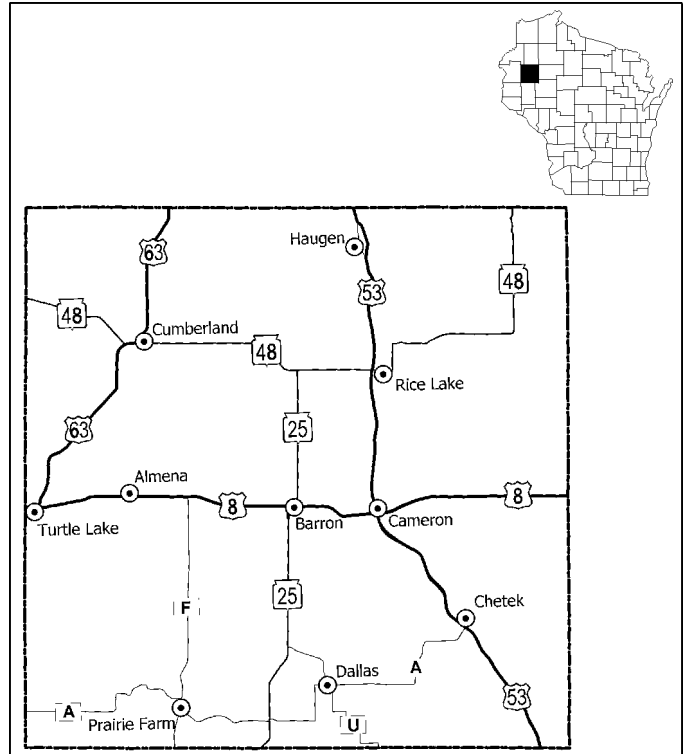
COUNTY EMPLOYMENT BY INDUSTRY - 2012-2016

Industry	Employees
Agriculture/Forestry/Fishing/Hunting/Mining	1,351
Construction	1,639
Manufacturing	5,226
Transportation and Warehousing, and Utilities	858
Information	306
Wholesale Trade	326
Retail Trade	2,598
Finance/Insurance/Real Estate/Rental/Leasing	791
Services	8,329
Public Administration	718
TOTAL EMPLOYMENT	22,142

Source: U.S. Census, 2012-2016 American Community Survey 5-Year Estimates

EMPLOYMENT TRENDS

	2012	2016
Barron Co. Labor Force	23,710	24,472
Barron Co. Employed	21,838	23,326
Barron Co. Unemployed	1,872	1,146
Barron Co. Unemployment Rate	7.9%	4.7%
Wisconsin Unemployment Rate	7.8%	4.1%
U.S. Unemployment Rate	8.9%	4.9%



ECONOMY con't

2016 WAGES

Occupation	Mean	Median
Bartenders	\$9.02	\$8.89
Bookkeeping/Accting/Audit Clerk	16.36	16.27
Cashiers	9.52	9.22
Nursing Assistants	13.64	13.57
Office Clerk, General	14.83	14.72
Physical Therapists	37.50	38.67
Secretary/Administrative Assistant	23.26	21.86
Stock Clerk/Order Fillers	11.64	10.28
Truck Drivers, Heavy/Tractor Trailer	19.61	19.33
Welder/Cutter/Solderer/Brazer	18.91	18.62

Source: Bureau of Labor Statistics, May 2016

INCOME (PER CAPITA)

	2014	2015	2016
Barron County	\$42,796	\$44,641	\$44,458
State of Wisconsin	\$44,296	\$45,960	\$46,762
United States	\$46,494	\$48,451	\$49,246

Source: U.S. Dept. of Commerce, Bureau of Economic Analysis

INFRASTRUCTURE

TRANSPORTATION

MAJOR HIGHWAYS

Highway Type	Name	Distance to Nearest
State Highways	25, 48	9 miles
U.S. Highways	8	0 miles
Interstate Highways	I-94	44 miles

RAIL SERVICE

Provider(s)	None
-------------	------

AIR SERVICE

Local Air Service

Nearest Local Airport	Barron Municipal
Airport Classification	Small General Aviation
Miles to Airport	9

Scheduled Air Service

Nearest Airport	Chippewa Valley Reg. Airport
Miles to Airport	55
Airline Service(s)	United

UTILITIES

Electric Provider Barron Electric Coop

Natural Gas Provider Wisconsin Gas Co.

Telecomm Provider Mosaic Telecom
Fiber Optics Yes

Water Provider Municipal
Number of Wells 2
Total Well Capacity 760,800 YPD
Equipment Type Electric
Fluoridated No
Total Elevated Storage 100,000 gallons

Waste Water Provider Municipal
Monthly Design Flow 143,000 GPD
Monthly Average Daily Flow 38,583 GPD
Year Facility Constructed 1978

REAL ESTATE AND TAXATION

REAL ESTATE EQUALIZED VALUES*

	2015	2016	2017
Village of Almena	\$26	\$26	\$27
Barron County	\$3,736	\$3,838	\$3,976
State of Wisconsin	\$478,301	\$492,540	\$513,090

* NOTE: Equalized values expressed in millions of dollars.

TAXATION-2016

Local Property Taxes

Effective Full Value Rate (per \$1,000)	\$18.63
Machinery, Equip and Inventory Tax	Exempt
Real and Personal Property Full Value	\$277,226,500

County Taxes

Sales Tax	0.5%
-----------	------

State Taxes

Sales Tax	5.0%
Corporate Income Tax	7.9%
Personal Income Tax	4 - 7.65%
Capital Gains Tax	60% exemption

INSTITUTIONS

EDUCATION

Vocational/Technical

Nearest VoTech	WITC
Location of VoTech	Rice Lake
Miles to VoTech	22

University

Nearest University	UW-Rice Lake - Barron Co.
Miles to University	22

HEALTH CARE

Hospital

Nearest Hospital	Barron or Cumberland
Miles to Hospital	9

CONTACTS

LOCAL CONTACT

Kathy Rockow, Clerk
Village of Almena
PO Box 277
Almena, WI 54805
715-357-6600

COUNTY CONTACT

Dave Armstrong, Director
Barron County EDC
260 N. 7th St., PO Box 71
Barron, WI 54812
800-529-4148

REGIONAL CONTACT

WEST CENTRAL WISCONSIN REGIONAL PLANNING COMMISSION

800 Wisconsin Street, Mail Box 9
Eau Claire, WI 54703-3606
Phone: 715-836-2918
Fax: 715-836-2886
EMail: wccwrpc@wccwrpc.org
Internet: <http://www.wccwrpc.org>



Updated January, 2018

Community Profile

City of Barron Barron County, Wisconsin

DEMOGRAPHICS

POPULATION

	2010	2017*
City of Barron	3,423	3,378
Barron County	45,870	46,274
State of Wisconsin	5,686,986	5,783,278

Source: U.S. Census *Estimate

HOUSING

Number of Housing Units 2012-2016

City of Barron	1,528
Barron County	23,717
State of Wisconsin	2,649,597

Source: U.S. Census, 2012-2016 American Community Survey 5-Year Estimates

2012-2016 Median Value of: Owner-Occ. Units Gross Rent

City of Barron	\$85,000	\$588
Barron County	\$140,900	\$665
State of Wisconsin	\$167,000	\$789

Source: U.S. Census, 2012-2016 American Community Survey 5-Year Estimates

ECONOMY

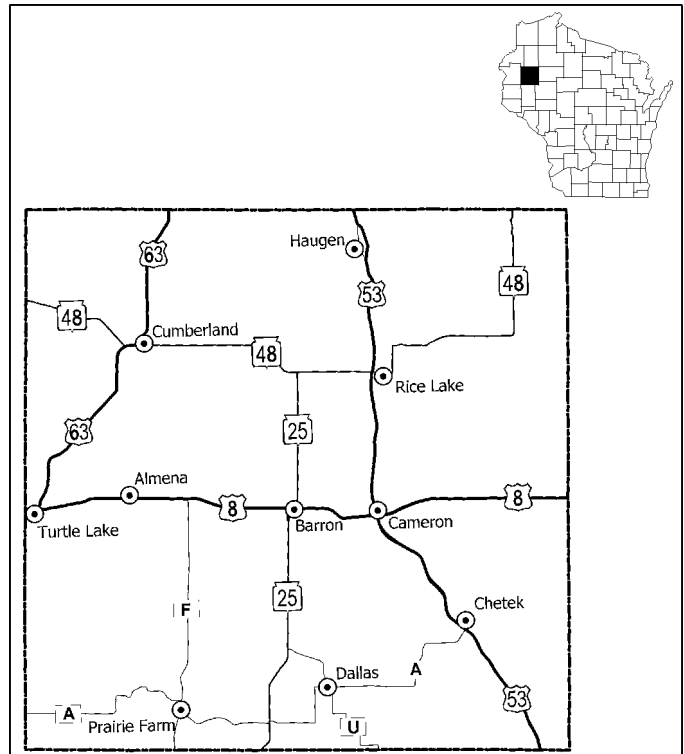
COUNTY EMPLOYMENT BY INDUSTRY - 2012-2016

Industry	Employees
Agriculture/Forestry/Fishing/Hunting/Mining	1,351
Construction	1,639
Manufacturing	5,226
Transportation and Warehousing, and Utilities	858
Information	306
Wholesale Trade	326
Retail Trade	2,598
Finance/Insurance/Real Estate/Rental/Leasing	791
Services	8,329
Public Administration	718
TOTAL EMPLOYMENT	22,142

Source: U.S. Census, 2012-2016 American Community Survey 5-Year Estimates

EMPLOYMENT TRENDS

	2012	2016
Barron Co. Labor Force	23,710	24,472
Barron Co. Employed	21,838	23,326
Barron Co. Unemployed	1,872	1,146
Barron Co. Unemployment Rate	7.9%	4.7%
Wisconsin Unemployment Rate	7.8%	4.1%
U.S. Unemployment Rate	8.9%	4.9%



ECONOMY con't

2016 WAGES

Occupation	Mean	Median
Bartenders	\$9.02	\$8.89
Bookkeeping/Accting/Audit Clerk	16.36	16.27
Cashiers	9.52	9.22
Nursing Assistants	13.64	13.57
Office Clerk, General	14.83	14.72
Physical Therapists	37.50	38.67
Secretary/Administrative Assistant	23.26	21.86
Stock Clerk/Order Fillers	11.64	10.28
Truck Drivers, Heavy/Tractor Trailer	19.61	19.33
Welder/Cutter/Solderer/Brazer	18.91	18.62

Source: Bureau of Labor Statistics, May 2016

INCOME (PER CAPITA)

	2014	2015	2016
Barron County	\$42,796	\$44,641	\$44,458
State of Wisconsin	\$44,296	\$45,960	\$46,762
United States	\$46,494	\$48,451	\$49,246

Source: U.S. Dept. of Commerce, Bureau of Economic Analysis

INFRASTRUCTURE

TRANSPORTATION

MAJOR HIGHWAYS

Highway Type	Name	Distance to Nearest
State Highways	25	0 miles
U.S. Highways	8	0 miles
Interstate Highways	I-94	37 miles

RAIL SERVICE

Provider(s)	Canadian National
-------------	-------------------

AIR SERVICE

Local Air Service

Nearest Local Airport	Barron Municipal
Airport Classification	Small General Aviation
Miles to Airport	0

Scheduled Air Service

Nearest Airport	Chippewa Valley Reg. Airport
Miles to Airport	60
Airline Service(s)	United

UTILITIES

Electric Provider Barron Electric Coop

Natural Gas Provider Wisconsin Gas Co.

Telecomm Provider CenturyLink
Fiber Optics Yes

Water Provider Municipal
Number of Wells 4
Total Well Capacity 4,756,640 YPD
Equipment Type Electric
Fluoridated No
Total Elevated Storage 300,000 gallons

Waste Water Provider Municipal
Monthly Design Flow 1,300,000 GPD
Monthly Average Daily Flow 505,833 GPD
Year Facility Constructed 1982

REAL ESTATE AND TAXATION

REAL ESTATE EQUALIZED VALUES*

	2015	2016	2017
City of Barron	\$118	\$128	\$131
Barron County	\$3,736	\$3,838	\$3,976
State of Wisconsin	\$478,301	\$492,540	\$513,090

* NOTE: Equalized values expressed in millions of dollars.

TAXATION-2016

Local Property Taxes

Effective Full Value Rate (per \$1,000)	\$23.87
Machinery, Equip and Inventory Tax	Exempt
Real and Personal Property Full Value	\$135,761,900

County Taxes

Sales Tax	0.5%
-----------	------

State Taxes

Sales Tax	5.0%
Corporate Income Tax	7.9%
Personal Income Tax	4 - 7.65%
Capital Gains Tax	60% exemption

INSTITUTIONS

EDUCATION

Vocational/Technical

Nearest VoTech	WITC
Location of VoTech	Rice Lake
Miles to VoTech	13

University

Nearest University	UW-Rice Lake - Barron Co.
Miles to University	13

HEALTH CARE

Hospital

Nearest Hospital	Barron
Miles to Hospital	0

CONTACTS

LOCAL CONTACT

Bob Kazmierski, Clerk
City of Barron
PO Box 156
Barron, WI 54812
715-537-5631

COUNTY CONTACT

Dave Armstrong, Director
Barron County EDC
260 N. 7th St., PO Box 71
Barron, WI 54812
800-529-4148

REGIONAL CONTACT

WEST CENTRAL WISCONSIN REGIONAL PLANNING COMMISSION

800 Wisconsin Street, Mail Box 9
Eau Claire, WI 54703-3606
Phone: 715-836-2918
Fax: 715-836-2886
EMail: wcvrpc@wcvrpc.org
Internet: <http://www.wcvrpc.org>



Updated January, 2018

Community Profile

Village of Cameron

Barron County, Wisconsin

DEMOGRAPHICS

POPULATION

	2010	2017*
Village of Cameron	1,783	1,839
Barron County	45,870	46,274
State of Wisconsin	5,686,986	5,783,278

Source: U.S. Census *Estimate

HOUSING

Number of Housing Units 2012-2016

Village of Cameron	856
Barron County	23,717
State of Wisconsin	2,649,597

Source: U.S. Census, 2012-2016 American Community Survey 5-Year Estimates

2012-2016 Median Value of: Owner-Occ. Units Gross Rent

Village of Cameron	\$110,900	\$802
Barron County	\$140,900	\$665
State of Wisconsin	\$167,000	\$789

Source: U.S. Census, 2012-2016 American Community Survey 5-Year Estimates

ECONOMY

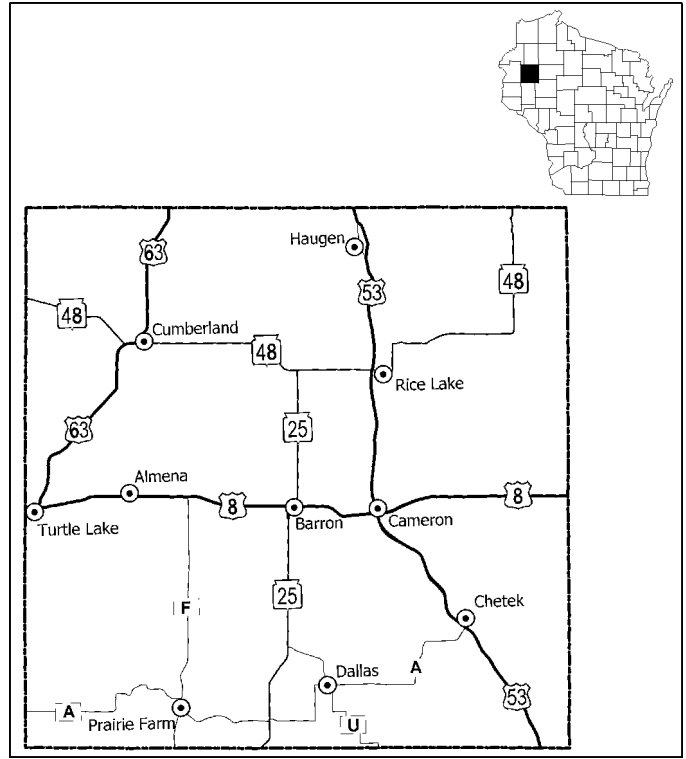
COUNTY EMPLOYMENT BY INDUSTRY - 2012-2016

Industry	Employees
Agriculture/Forestry/Fishing/Hunting/Mining	1,351
Construction	1,639
Manufacturing	5,226
Transportation and Warehousing, and Utilities	858
Information	306
Wholesale Trade	326
Retail Trade	2,598
Finance/Insurance/Real Estate/Rental/Leasing	791
Services	8,329
Public Administration	718
TOTAL EMPLOYMENT	22,142

Source: U.S. Census, 2012-2016 American Community Survey 5-Year Estimates

EMPLOYMENT TRENDS

	2012	2016
Barron Co. Labor Force	23,710	24,472
Barron Co. Employed	21,838	23,326
Barron Co. Unemployed	1,872	1,146
Barron Co. Unemployment Rate	7.9%	4.7%
Wisconsin Unemployment Rate	7.8%	4.1%
U.S. Unemployment Rate	8.9%	4.9%



ECONOMY con't

2016 WAGES

Occupation	Mean	Median
Bartenders	\$9.02	\$8.89
Bookkeeping/Accounting/Audit Clerk	16.36	16.27
Cashiers	9.52	9.22
Nursing Assistants	13.64	13.57
Office Clerk, General	14.83	14.72
Physical Therapists	37.50	38.67
Secretary/Administrative Assistant	23.26	21.86
Stock Clerk/Order Fillers	11.64	10.28
Truck Drivers, Heavy/Tractor Trailer	19.61	19.33
Welder/Cutter/Solderer/Brazer	18.91	18.62

Source: Bureau of Labor Statistics, May 2016

INCOME (PER CAPITA)

	2014	2015	2016
Barron County	\$42,796	\$44,641	\$44,458
State of Wisconsin	\$44,296	\$45,960	\$46,762
United States	\$46,494	\$48,451	\$49,246

Source: U.S. Dept. of Commerce, Bureau of Economic Analysis

INFRASTRUCTURE

TRANSPORTATION

MAJOR HIGHWAYS

Highway Type	Name	Distance to Nearest
State Highways	25, 48	7 miles
U.S. Highways	8, 53	0 miles
Interstate Highways	I-94	45 miles

RAIL SERVICE

Provider(s)	Canadian National
-------------	-------------------

AIR SERVICE

Local Air Service

Nearest Local Airport	Rice Lake Regional-Carl's Field
Airport Classification	Large General Aviation
Miles to Airport	6

Scheduled Air Service

Nearest Airport	Chippewa Valley Reg. Airport
Miles to Airport	48
Airline Service(s)	United

UTILITIES

Electric Provider Barron Electric Coop

Natural Gas Provider Wisconsin Gas Co.

Telecomm Provider Mosaic Telecom
Fiber Optics Yes

Water Provider Municipal
Number of Wells 2
Total Well Capacity 196,477 YPD
Equipment Type Electric
Fluoridated n/a
Total Elevated Storage 300,000 gallons

Waste Water Provider Municipal
Monthly Design Flow 1,300,000 GPD
Monthly Average Daily Flow 505,833 GPD
Year Facility Constructed 1982

REAL ESTATE AND TAXATION

REAL ESTATE EQUALIZED VALUES*

	2015	2016	2017
Village of Cameron	\$84	\$88	\$98
Barron County	\$3,736	\$3,838	\$3,976
State of Wisconsin	\$478,301	\$492,540	\$513,090

* NOTE: Equalized values expressed in millions of dollars.

TAXATION-2016

Local Property Taxes

Effective Full Value Rate (per \$1,000)	\$20.76
Machinery, Equip and Inventory Tax	Exempt
Real and Personal Property Full Value	\$89,004,300

County Taxes

Sales Tax	0.5%
-----------	------

State Taxes

Sales Tax	5.0%
Corporate Income Tax	7.9%
Personal Income Tax	4 - 7.65%
Capital Gains Tax	60% exemption

INSTITUTIONS

EDUCATION

Vocational/Technical

Nearest VoTech	WITC
Location of VoTech	Rice Lake
Miles to VoTech	7

University

Nearest University	UW-Rice Lake - Barron Co.
Miles to University	7

HEALTH CARE

Hospital

Nearest Hospital	Rice Lake
Miles to Hospital	7

CONTACTS

LOCAL CONTACT

Roger Olson, Clerk
Village of Cameron
PO Box 387
Cameron, WI 54822
715-458-2117

COUNTY CONTACT

Dave Armstrong, Director
Barron County EDC
260 N. 7th St., PO Box 71
Barron, WI 54812
800-529-4148

REGIONAL CONTACT

WEST CENTRAL WISCONSIN REGIONAL PLANNING COMMISSION

800 Wisconsin Street, Mail Box 9
Eau Claire, WI 54703-3606
Phone: 715-836-2918
Fax: 715-836-2886
EMail: wcvrpc@wcvrpc.org
Internet: <http://www.wcvrpc.org>



Updated January, 2018

Community Profile

City of Chetek Barron County, Wisconsin

DEMOGRAPHICS

POPULATION

	2010	2017*
City of Chetek	2,221	2,186
Barron County	45,870	46,274
State of Wisconsin	5,686,986	5,783,278

Source: U.S. Census *Estimate

HOUSING

Number of Housing Units 2012-2016

City of Chetek	1,101
Barron County	23,717
State of Wisconsin	2,649,597

Source: U.S. Census, 2012-2016 American Community Survey 5-Year Estimates

2012-2016 Median Value of: Owner-Occ. Units Gross Rent

City of Chetek	\$110,100	\$613
Barron County	\$140,900	\$665
State of Wisconsin	\$167,000	\$789

Source: U.S. Census, 2012-2016 American Community Survey 5-Year Estimates

ECONOMY

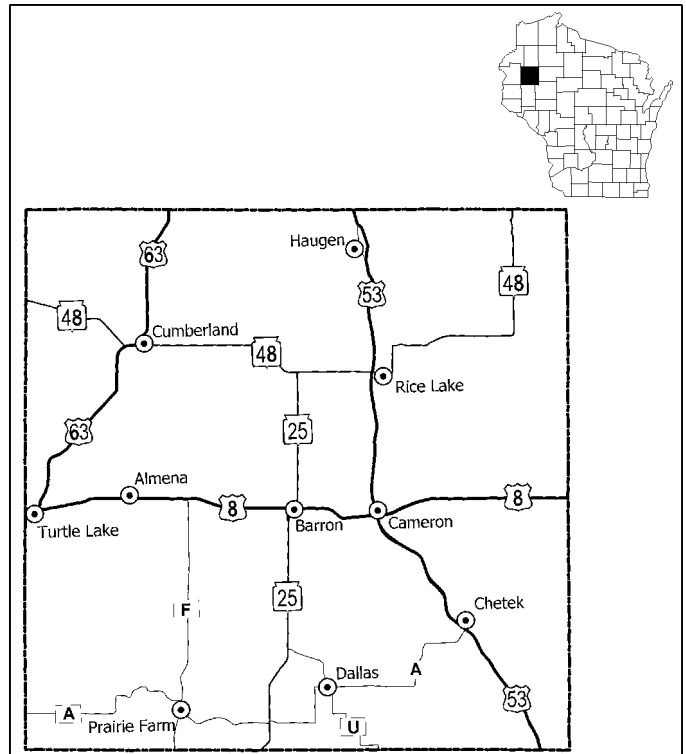
COUNTY EMPLOYMENT BY INDUSTRY - 2012-2016

Industry	Employees
Agriculture/Forestry/Fishing/Hunting/Mining	1,351
Construction	1,639
Manufacturing	5,226
Transportation and Warehousing, and Utilities	858
Information	306
Wholesale Trade	326
Retail Trade	2,598
Finance/Insurance/Real Estate/Rental/Leasing	791
Services	8,329
Public Administration	718
TOTAL EMPLOYMENT	22,142

Source: U.S. Census, 2012-2016 American Community Survey 5-Year Estimates

EMPLOYMENT TRENDS

	2012	2016
Barron Co. Labor Force	23,710	24,472
Barron Co. Employed	21,838	23,326
Barron Co. Unemployed	1,872	1,146
Barron Co. Unemployment Rate	7.9%	4.7%
Wisconsin Unemployment Rate	7.8%	4.1%
U.S. Unemployment Rate	8.9%	4.9%



ECONOMY con't

2016 WAGES

Occupation	Mean	Median
Bartenders	\$9.02	\$8.89
Bookkeeping/Accting/Audit Clerk	16.36	16.27
Cashiers	9.52	9.22
Nursing Assistants	13.64	13.57
Office Clerk, General	14.83	14.72
Physical Therapists	37.50	38.67
Secretary/Administrative Assistant	23.26	21.86
Stock Clerk/Order Fillers	11.64	10.28
Truck Drivers, Heavy/Tractor Trailer	19.61	19.33
Welder/Cutter/Solderer/Brazer	18.91	18.62

Source: Bureau of Labor Statistics, May 2016

INCOME (PER CAPITA)

	2014	2015	2016
Barron County	\$42,796	\$44,641	\$44,458
State of Wisconsin	\$44,296	\$45,960	\$46,762
United States	\$46,494	\$48,451	\$49,246

Source: U.S. Dept. of Commerce, Bureau of Economic Analysis

INFRASTRUCTURE

TRANSPORTATION

MAJOR HIGHWAYS

Highway Type	Name	Distance to Nearest
State Highways	25	7 miles
U.S. Highways	53	0 miles
Interstate Highways	I-94	40 miles

RAIL SERVICE

Provider(s)	Wisconsin Northern
-------------	--------------------

AIR SERVICE

Local Air Service

Nearest Local Airport	Chetek Municipal-Southworth
Airport Classification	Medium General Aviation
Miles to Airport	0

Scheduled Air Service

Nearest Airport	Chippewa Valley Reg. Airport
Miles to Airport	45
Airline Service(s)	United

UTILITIES

Electric Provider Barron Electric Coop

Natural Gas Provider Wisconsin Gas Co.

Telecomm Provider CenturyLink
Fiber Optics Yes

Water Provider Municipal
Number of Wells 2
Total Well Capacity 223,271 YPD
Equipment Type Electric
Fluoridated No
Total Elevated Storage 500,000 gallons

Waste Water Provider Municipal
Monthly Design Flow 385,000 GPD
Monthly Average Daily Flow 330,200 GPD
Year Facility Constructed 1985/1998

REAL ESTATE AND TAXATION

REAL ESTATE EQUALIZED VALUES*

	2015	2016	2017
City of Chetek	\$130	\$136	\$140
Barron County	\$3,736	\$3,838	\$3,976
State of Wisconsin	\$478,301	\$492,540	\$513,090

* NOTE: Equalized values expressed in millions of dollars.

TAXATION-2016

Local Property Taxes

Effective Full Value Rate (per \$1,000)	\$23.51
Machinery, Equip and Inventory Tax	Exempt
Real and Personal Property Full Value	\$140,675,200

County Taxes

Sales Tax	0.5%
-----------	------

State Taxes

Sales Tax	5.0%
Corporate Income Tax	7.9%
Personal Income Tax	4 - 7.65%
Capital Gains Tax	60% exemption

INSTITUTIONS

EDUCATION

Vocational/Technical

Nearest VoTech	WITC
Location of VoTech	Rice Lake
Miles to VoTech	14

University

Nearest University	UW-Rice Lake - Barron Co.
Miles to University	14

HEALTH CARE

Hospital

Nearest Hospital	Barron or Rice Lake
Miles to Hospital	15

CONTACTS

LOCAL CONTACT

Carmen Newman, Clerk
City of Chetek
PO Box 194
Chetek, WI 54728-0194
715-924-4838

COUNTY CONTACT

Dave Armstrong, Director
Barron County EDC
260 N. 7th St., PO Box 71
Barron, WI 54812
800-529-4148

REGIONAL CONTACT

WEST CENTRAL WISCONSIN REGIONAL PLANNING COMMISSION

800 Wisconsin Street, Mail Box 9
Eau Claire, WI 54703-3606
Phone: 715-836-2918
Fax: 715-836-2886
EMail: wccwrpc@wccwrpc.org
Internet: <http://www.wccwrpc.org>



Updated January, 2018

Community Profile

City of Cumberland Barron County, Wisconsin

DEMOGRAPHICS

POPULATION

	2010	2017*
City of Cumberland	2,170	2,159
Barron County	45,870	46,274
State of Wisconsin	5,686,986	5,783,278

Source: U.S. Census *Estimate

HOUSING

Number of Housing Units 2012-2016

City of Cumberland	1,236
Barron County	23,717
State of Wisconsin	2,649,597

Source: U.S. Census, 2012-2016 American Community Survey 5-Year Estimates

2012-2016 Median Value of:	Owner-Occ. Units	Gross Rent
City of Cumberland	\$123,200	\$599
Barron County	\$140,900	\$665
State of Wisconsin	\$167,000	\$789

Source: U.S. Census, 2012-2016 American Community Survey 5-Year Estimates

ECONOMY

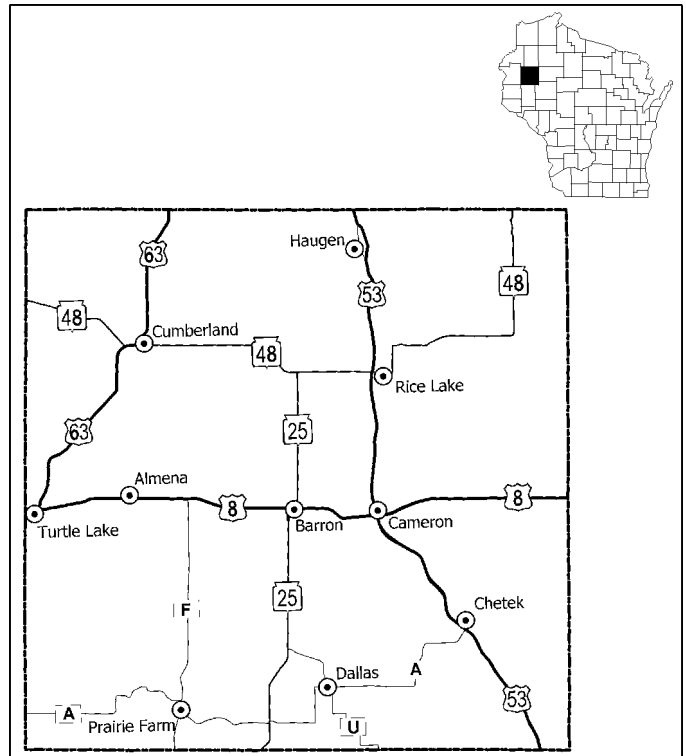
COUNTY EMPLOYMENT BY INDUSTRY - 2012-2016

Industry	Employees
Agriculture/Forestry/Fishing/Hunting/Mining	1,351
Construction	1,639
Manufacturing	5,226
Transportation and Warehousing, and Utilities	858
Information	306
Wholesale Trade	326
Retail Trade	2,598
Finance/Insurance/Real Estate/Rental/Leasing	791
Services	8,329
Public Administration	718
TOTAL EMPLOYMENT	22,142

Source: U.S. Census, 2012-2016 American Community Survey 5-Year Estimates

EMPLOYMENT TRENDS

	2012	2016
Barron Co. Labor Force	23,710	24,472
Barron Co. Employed	21,838	23,326
Barron Co. Unemployed	1,872	1,146
Barron Co. Unemployment Rate	7.9%	4.7%
Wisconsin Unemployment Rate	7.8%	4.1%
U.S. Unemployment Rate	8.9%	4.9%



ECONOMY con't

2016 WAGES

Occupation	Mean	Median
Bartenders	\$9.02	\$8.89
Bookkeeping/Accting/Audit Clerk	16.36	16.27
Cashiers	9.52	9.22
Nursing Assistants	13.64	13.57
Office Clerk, General	14.83	14.72
Physical Therapists	37.50	38.67
Secretary/Administrative Assistant	23.26	21.86
Stock Clerk/Order Fillers	11.64	10.28
Truck Drivers, Heavy/Tractor Trailer	19.61	19.33
Welder/Cutter/Solderer/Brazer	18.91	18.62

Source: Bureau of Labor Statistics, May 2016

INCOME (PER CAPITA)

	2014	2015	2016
Barron County	\$42,796	\$44,641	\$44,458
State of Wisconsin	\$44,296	\$45,960	\$46,762
United States	\$46,494	\$48,451	\$49,246

Source: U.S. Dept. of Commerce, Bureau of Economic Analysis

INFRASTRUCTURE

TRANSPORTATION

MAJOR HIGHWAYS

Highway Type	Name	Distance to Nearest
State Highways	48	0 miles
U.S. Highways	63	0 miles
Interstate Highways	I-94	48 miles

RAIL SERVICE

Provider(s)	None
-------------	------

AIR SERVICE

Local Air Service

Nearest Local Airport	Cumberland Municipal Airport
Airport Classification	Medium General Aviation
Miles to Airport	2

Scheduled Air Service

Nearest Airport	Chippewa Valley Reg. Airport
Miles to Airport	70
Airline Service(s)	United

UTILITIES

Electric Provider Barron Electric Coop

Natural Gas Provider Wisconsin Gas Co.

Telecomm Provider CenturyLink
Fiber Optics Yes

Water Provider Municipal
Number of Wells 5
Total Well Capacity 480,725 YPD
Equipment Type Electric
Fluoridated n/a
Total Elevated Storage 600,000 gallons

Waste Water Provider Municipal
Monthly Design Flow 400,000 GPD
Monthly Average Daily Flow 200,000 GPD
Year Facility Constructed 1982

REAL ESTATE AND TAXATION

REAL ESTATE EQUALIZED VALUES*

	2015	2016	2017
City of Cumberland	\$154	\$163	\$164
Barron County	\$3,736	\$3,838	\$3,976
State of Wisconsin	\$478,301	\$492,540	\$513,090

* NOTE: Equalized values expressed in millions of dollars.

TAXATION-2016

Local Property Taxes

Effective Full Value Rate (per \$1,000)	\$23.82
Machinery, Equip and Inventory Tax	Exempt
Real and Personal Property Full Value	\$168,387,300

County Taxes

Sales Tax	0.5%
-----------	------

State Taxes

Sales Tax	5.0%
Corporate Income Tax	7.9%
Personal Income Tax	4 - 7.65%
Capital Gains Tax	60% exemption

INSTITUTIONS

EDUCATION

Vocational/Technical

Nearest VoTech	WITC
Location of VoTech	Rice Lake
Miles to VoTech	14

University

Nearest University	UW-Rice Lake - Barron Co.
Miles to University	14

HEALTH CARE

Hospital

Nearest Hospital	Cumberland
Miles to Hospital	0

CONTACTS

LOCAL CONTACT

Julie Kessler, Clerk
City of Cumberland
950 1st Avenue
Cumberland, WI 54829
715-822-2752

COUNTY CONTACT

Dave Armstrong, Director
Barron County EDC
260 N. 7th St., PO Box 71
Barron, WI 54812
800-529-4148

REGIONAL CONTACT

WEST CENTRAL WISCONSIN REGIONAL PLANNING COMMISSION

800 Wisconsin Street, Mail Box 9
Eau Claire, WI 54703-3606
Phone: 715-836-2918
Fax: 715-836-2886
EMail: wcvrpc@wcvrpc.org
Internet: <http://www.wcvrpc.org>



Updated January, 2018

Community Profile

Village of Dallas Barron County, Wisconsin

DEMOGRAPHICS

POPULATION

	2010	2017*
Village of Dallas	409	377
Barron County	45,870	46,274
State of Wisconsin	5,686,986	5,783,278

Source: U.S. Census *Estimate

HOUSING

Number of Housing Units 2012-2016

Village of Dallas	178
Barron County	23,717
State of Wisconsin	2,649,597

Source: U.S. Census, 2012-2016 American Community Survey 5-Year Estimates

2012-2016 Median Value of: Owner-Occ. Units Gross Rent

Village of Dallas	\$76,300	\$775
Barron County	\$140,900	\$665
State of Wisconsin	\$167,000	\$789

Source: U.S. Census, 2012-2016 American Community Survey 5-Year Estimates

ECONOMY

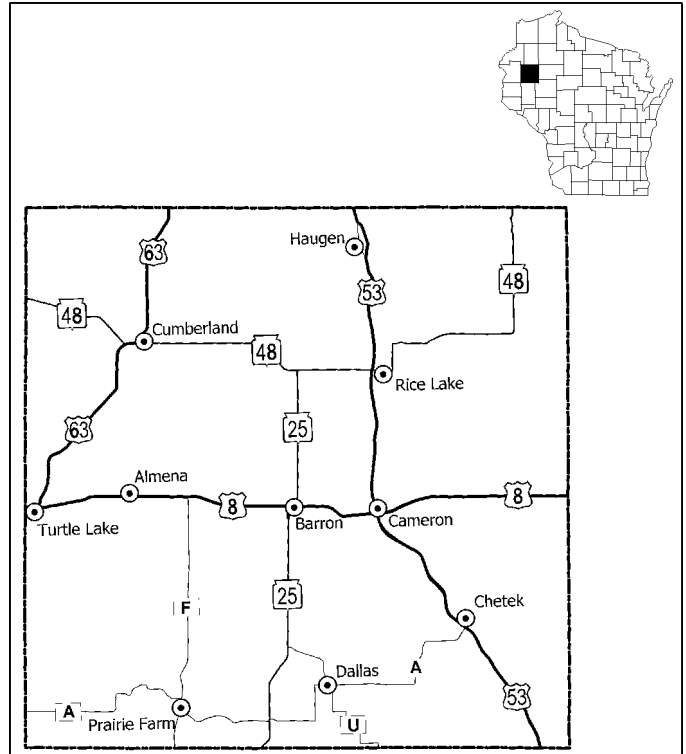
COUNTY EMPLOYMENT BY INDUSTRY - 2012-2016

Industry	Employees
Agriculture/Forestry/Fishing/Hunting/Mining	1,351
Construction	1,639
Manufacturing	5,226
Transportation and Warehousing, and Utilities	858
Information	306
Wholesale Trade	326
Retail Trade	2,598
Finance/Insurance/Real Estate/Rental/Leasing	791
Services	8,329
Public Administration	718
TOTAL EMPLOYMENT	22,142

Source: U.S. Census, 2012-2016 American Community Survey 5-Year Estimates

EMPLOYMENT TRENDS

	2012	2016
Barron Co. Labor Force	23,710	24,472
Barron Co. Employed	21,838	23,326
Barron Co. Unemployed	1,872	1,146
Barron Co. Unemployment Rate	7.9%	4.7%
Wisconsin Unemployment Rate	7.8%	4.1%
U.S. Unemployment Rate	8.9%	4.9%



ECONOMY con't

2016 WAGES

Occupation	Mean	Median
Bartenders	\$9.02	\$8.89
Bookkeeping/Accting/Audit Clerk	16.36	16.27
Cashiers	9.52	9.22
Nursing Assistants	13.64	13.57
Office Clerk, General	14.83	14.72
Physical Therapists	37.50	38.67
Secretary/Administrative Assistant	23.26	21.86
Stock Clerk/Order Fillers	11.64	10.28
Truck Drivers, Heavy/Tractor Trailer	19.61	19.33
Welder/Cutter/Solderer/Brazer	18.91	18.62

Source: Bureau of Labor Statistics, May 2016

INCOME (PER CAPITA)

	2014	2015	2016
Barron County	\$42,796	\$44,641	\$44,458
State of Wisconsin	\$44,296	\$45,960	\$46,762
United States	\$46,494	\$48,451	\$49,246

Source: U.S. Dept. of Commerce, Bureau of Economic Analysis

INFRASTRUCTURE

TRANSPORTATION

MAJOR HIGHWAYS

Highway Type	Name	Distance to Nearest
State Highways	25	4 miles
U.S. Highways	553	9 miles
Interstate Highways	I-94	25 miles

RAIL SERVICE

Provider(s)	None
-------------	------

AIR SERVICE

Local Air Service

Nearest Local Airport	Chetek Municipal-Southworth
Airport Classification	Medium General Aviation
Miles to Airport	10

Scheduled Air Service

Nearest Airport	Chippewa Valley Reg. Airport
Miles to Airport	46
Airline Service(s)	United

UTILITIES

Electric Provider Barron Electric Coop

Natural Gas Provider Wisconsin Gas Co.

Telecomm Provider Mosaic Telecom
Fiber Optics Yes

Water Provider Municipal
Number of Wells 2
Total Well Capacity 460,800 YPD
Equipment Type Electric
Fluoridated No
Total Elevated Storage 85,000 gallons

Waste Water Provider Municipal
Monthly Design Flow 100,000 GPD
Monthly Average Daily Flow 32,867 GPD
Year Facility Constructed 1979

REAL ESTATE AND TAXATION

REAL ESTATE EQUALIZED VALUES*

	2015	2016	2017
Village of Dallas	\$12	\$12	\$12
Barron County	\$3,736	\$3,838	\$3,976
State of Wisconsin	\$478,301	\$492,540	\$513,090

* NOTE: Equalized values expressed in millions of dollars.

TAXATION-2016

Local Property Taxes

Effective Full Value Rate (per \$1,000)	\$18.49
Machinery, Equip and Inventory Tax	Exempt
Real and Personal Property Full Value	\$12,440,200

County Taxes

Sales Tax	0.5%
-----------	------

State Taxes

Sales Tax	5.0%
Corporate Income Tax	7.9%
Personal Income Tax	4 - 7.65%
Capital Gains Tax	60% exemption

INSTITUTIONS

EDUCATION

Vocational/Technical

Nearest VoTech	WITC
Location of VoTech	Rice Lake
Miles to VoTech	21

University

Nearest University	UW-Rice Lake - Barron Co.
Miles to University	21

HEALTH CARE

Hospital

Nearest Hospital	Barron
Miles to Hospital	10

CONTACTS

LOCAL CONTACT

Lucille Guibord, Clerk
Village of Dallas
PO Box 84
Dallas, WI 54733
715-837-1437

COUNTY CONTACT

Dave Armstrong, Director
Barron County EDC
260 N. 7th St., PO Box 71
Barron, WI 54812
800-529-4148

REGIONAL CONTACT

WEST CENTRAL WISCONSIN REGIONAL PLANNING COMMISSION

800 Wisconsin Street, Mail Box 9
Eau Claire, WI 54703-3606
Phone: 715-836-2918
Fax: 715-836-2886
EMail: wccwrpc@wccwrpc.org
Internet: <http://www.wccwrpc.org>



Updated January, 2018

Community Profile

Village of Haugen Barron County, Wisconsin

DEMOGRAPHICS

POPULATION

	2010	2017*
Village of Haugen	287	284
Barron County	45,870	46,274
State of Wisconsin	5,686,986	5,783,278

Source: U.S. Census *Estimate

HOUSING

Number of Housing Units 2012-2016

Village of Haugen	167
Barron County	23,717
State of Wisconsin	2,649,597

Source: U.S. Census, 2012-2016 American Community Survey 5-Year Estimates

2012-2016 Median Value of: Owner-Occ. Units Gross Rent

Village of Haugen	\$87,500	\$688
Barron County	\$140,900	\$665
State of Wisconsin	\$167,000	\$789

Source: U.S. Census, 2012-2016 American Community Survey 5-Year Estimates

ECONOMY

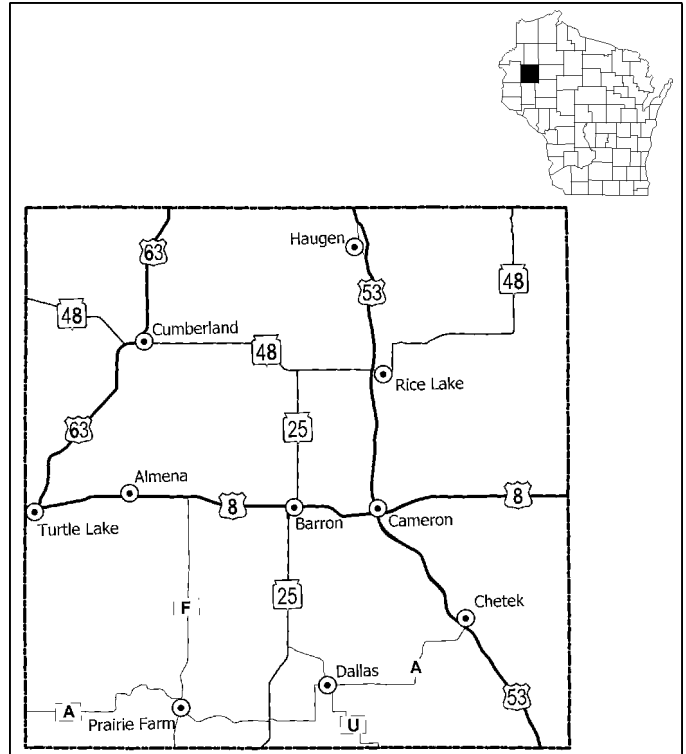
COUNTY EMPLOYMENT BY INDUSTRY - 2012-2016

Industry	Employees
Agriculture/Forestry/Fishing/Hunting/Mining	1,351
Construction	1,639
Manufacturing	5,226
Transportation and Warehousing, and Utilities	858
Information	306
Wholesale Trade	326
Retail Trade	2,598
Finance/Insurance/Real Estate/Rental/Leasing	791
Services	8,329
Public Administration	718
TOTAL EMPLOYMENT	22,142

Source: U.S. Census, 2012-2016 American Community Survey 5-Year Estimates

EMPLOYMENT TRENDS

	2012	2016
Barron Co. Labor Force	23,710	24,472
Barron Co. Employed	21,838	23,326
Barron Co. Unemployed	1,872	1,146
Barron Co. Unemployment Rate	7.9%	4.7%
Wisconsin Unemployment Rate	7.8%	4.1%
U.S. Unemployment Rate	8.9%	4.9%



ECONOMY con't

2016 WAGES

Occupation	Mean	Median
Bartenders	\$9.02	\$8.89
Bookkeeping/Accting/Audit Clerk	16.36	16.27
Cashiers	9.52	9.22
Nursing Assistants	13.64	13.57
Office Clerk, General	14.83	14.72
Physical Therapists	37.50	38.67
Secretary/Administrative Assistant	23.26	21.86
Stock Clerk/Order Fillers	11.64	10.28
Truck Drivers, Heavy/Tractor Trailer	19.61	19.33
Welder/Cutter/Solderer/Brazer	18.91	18.62

Source: Bureau of Labor Statistics, May 2016

INCOME (PER CAPITA)

	2014	2015	2016
Barron County	\$42,796	\$44,641	\$44,458
State of Wisconsin	\$44,296	\$45,960	\$46,762
United States	\$46,494	\$48,451	\$49,246

Source: U.S. Dept. of Commerce, Bureau of Economic Analysis

INFRASTRUCTURE

TRANSPORTATION

MAJOR HIGHWAYS

Highway Type	Name	Distance to Nearest
State Highways	48	7 miles
U.S. Highways	53	1 miles
Interstate Highways	I-94	81 miles

RAIL SERVICE

Provider(s)	None
-------------	------

AIR SERVICE

Local Air Service

Nearest Local Airport	Rice Lake Regional-Carl's Field
Airport Classification	Large General Aviation
Miles to Airport	9

Scheduled Air Service

Nearest Airport	Chippewa Valley Reg. Airport
Miles to Airport	71
Airline Service(s)	United

UTILITIES

Electric Provider Barron Electric Coop

Natural Gas Provider Wisconsin Gas Co.

Telecomm Provider CenturyLink
Fiber Optics Yes

Water Provider Municipal
Number of Wells 1
Total Well Capacity 140,000 YPD
Equipment Type Electric
Fluoridated No
Total Elevated Storage 50,000 gallons

Waste Water Provider Municipal
Monthly Design Flow 24,600 GPD
Monthly Average Daily Flow 12,500 GPD
Year Facility Constructed 1977

REAL ESTATE AND TAXATION

REAL ESTATE EQUALIZED VALUES*

	2015	2016	2017
Village of Haugen	\$13	\$13	\$13
Barron County	\$3,736	\$3,838	\$3,976
State of Wisconsin	\$478,301	\$492,540	\$513,090

* NOTE: Equalized values expressed in millions of dollars.

TAXATION-2016

Local Property Taxes

Effective Full Value Rate (per \$1,000)	\$18.02
Machinery, Equip and Inventory Tax	Exempt
Real and Personal Property Full Value	\$12,577,800

County Taxes

Sales Tax	0.5%
-----------	------

State Taxes

Sales Tax	5.0%
Corporate Income Tax	7.9%
Personal Income Tax	4 - 7.65%
Capital Gains Tax	60% exemption

INSTITUTIONS

EDUCATION

Vocational/Technical

Nearest VoTech	WITC
Location of VoTech	Rice Lake
Miles to VoTech	7

University

Nearest University	UW-Rice Lake - Barron Co.
Miles to University	7

HEALTH CARE

Hospital

Nearest Hospital	Rice Lake
Miles to Hospital	7

CONTACTS

LOCAL CONTACT

Fay Olson, Clerk
Village of Haugen
PO Box 234
Haugen, WI 54841
715-234-8663

COUNTY CONTACT

Dave Armstrong, Director
Barron County EDC
260 N. 7th St., PO Box 71
Barron, WI 54812
800-529-4148

REGIONAL CONTACT

WEST CENTRAL WISCONSIN REGIONAL PLANNING COMMISSION

800 Wisconsin Street, Mail Box 9
Eau Claire, WI 54703-3606
Phone: 715-836-2918
Fax: 715-836-2886
EMail: wccwrpc@wccwrpc.org
Internet: <http://www.wccwrpc.org>



Updated January, 2018

Community Profile

Village of Prairie Farm Barron County, Wisconsin

DEMOGRAPHICS

POPULATION

	2010	2017*
Village of Prairie Farm	473	461
Barron County	45,870	46,274
State of Wisconsin	5,686,986	5,783,278

Source: U.S. Census *Estimate

HOUSING

Number of Housing Units 2012-2016

Village of Prairie Farm	232
Barron County	23,717
State of Wisconsin	2,649,597

Source: U.S. Census, 2012-2016 American Community Survey 5-Year Estimates

2012-2016 Median Value of:	Owner-Occ. Units	Gross Rent
Village of Prairie Farm	\$90,200	\$548
Barron County	\$140,900	\$665
State of Wisconsin	\$167,000	\$789

Source: U.S. Census, 2012-2016 American Community Survey 5-Year Estimates

ECONOMY

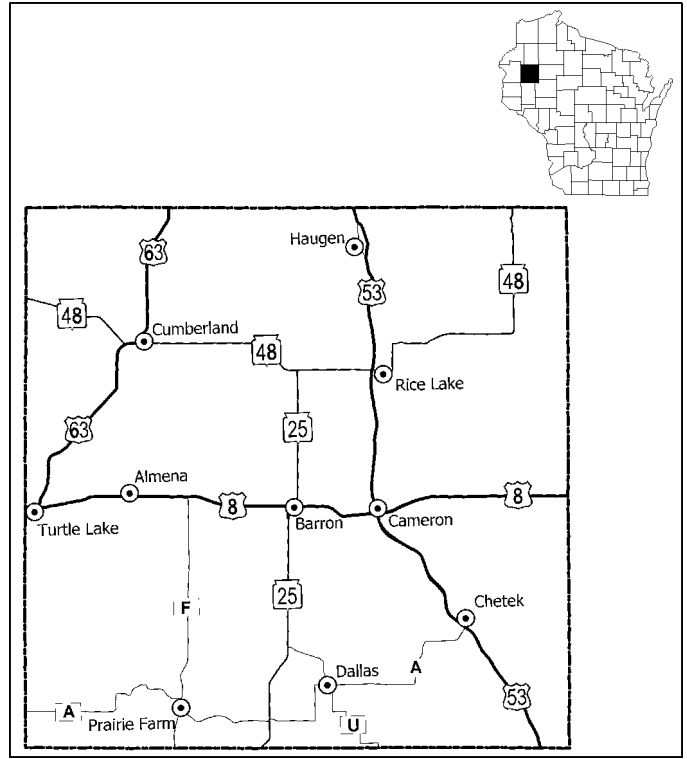
COUNTY EMPLOYMENT BY INDUSTRY - 2012-2016

Industry	Employees
Agriculture/Forestry/Fishing/Hunting/Mining	1,351
Construction	1,639
Manufacturing	5,226
Transportation and Warehousing, and Utilities	858
Information	306
Wholesale Trade	326
Retail Trade	2,598
Finance/Insurance/Real Estate/Rental/Leasing	791
Services	8,329
Public Administration	718
TOTAL EMPLOYMENT	22,142

Source: U.S. Census, 2012-2016 American Community Survey 5-Year Estimates

EMPLOYMENT TRENDS

	2012	2016
Barron Co. Labor Force	23,710	24,472
Barron Co. Employed	21,838	23,326
Barron Co. Unemployed	1,872	1,146
Barron Co. Unemployment Rate	7.9%	4.7%
Wisconsin Unemployment Rate	7.8%	4.1%
U.S. Unemployment Rate	8.9%	4.9%



ECONOMY con't

2016 WAGES

Occupation	Mean	Median
Bartenders	\$9.02	\$8.89
Bookkeeping/Accting/Audit Clerk	16.36	16.27
Cashiers	9.52	9.22
Nursing Assistants	13.64	13.57
Office Clerk, General	14.83	14.72
Physical Therapists	37.50	38.67
Secretary/Administrative Assistant	23.26	21.86
Stock Clerk/Order Fillers	11.64	10.28
Truck Drivers, Heavy/Tractor Trailer	19.61	19.33
Welder/Cutter/Solderer/Brazer	18.91	18.62

Source: Bureau of Labor Statistics, May 2016

INCOME (PER CAPITA)

	2014	2015	2016
Barron County	\$42,796	\$44,641	\$44,458
State of Wisconsin	\$44,296	\$45,960	\$46,762
United States	\$46,494	\$48,451	\$49,246

Source: U.S. Dept. of Commerce, Bureau of Economic Analysis

INFRASTRUCTURE

TRANSPORTATION

MAJOR HIGHWAYS

Highway Type	Name	Distance to Nearest
State Highways	25	4 miles
U.S. Highways	63	10 miles
Interstate Highways	I-94	23 miles

RAIL SERVICE

Provider(s)	None
-------------	------

AIR SERVICE

Local Air Service

Nearest Local Airport	Barron Municipal
Airport Classification	Small General Aviation
Miles to Airport	19

Scheduled Air Service

Nearest Airport	Chippewa Valley Reg. Airport
Miles to Airport	50
Airline Service(s)	United

UTILITIES

Electric Provider Barron Electric Coop

Natural Gas Provider None

Telecomm Provider Mosaic Telecom
Fiber Optics Yes

Water Provider Private Wells

Number of Wells	n/a
Total Well Capacity	n/a
Equipment Type	
Fluoridated	n/a
Total Elevated Storage	n/a

Waste Water Provider Municipal

Monthly Design Flow	50,000 GPD
Monthly Average Daily Flow	31,833 GPD
Year Facility Constructed	1963

REAL ESTATE AND TAXATION

REAL ESTATE EQUALIZED VALUES*

	2015	2016	2017
Village of Prairie Farm	\$17	\$16	\$16
Barron County	\$3,736	\$3,838	\$3,976
State of Wisconsin	\$478,301	\$492,540	\$513,090

* NOTE: Equalized values expressed in millions of dollars.

TAXATION-2016

Local Property Taxes

Effective Full Value Rate (per \$1,000)	\$18.28
Machinery, Equip and Inventory Tax	Exempt
Real and Personal Property Full Value	\$16,436,100

County Taxes

Sales Tax	0.5%
-----------	------

State Taxes

Sales Tax	5.0%
Corporate Income Tax	7.9%
Personal Income Tax	4 - 7.65%
Capital Gains Tax	60% exemption

INSTITUTIONS

EDUCATION

Vocational/Technical

Nearest VoTech	WITC
Location of VoTech	Rice Lake
Miles to VoTech	31

University

Nearest University	UW-Rice Lake - Barron Co.
Miles to University	31

HEALTH CARE

Hospital

Nearest Hospital	Barron
Miles to Hospital	17

CONTACTS

LOCAL CONTACT

Sherrie Siebert, Clerk
Village of Prairie Farm
115 N. River Ave., PO Box 74
Prairie Farm, WI 54762
715-455-1431

COUNTY CONTACT

Dave Armstrong, Director
Barron County EDC
260 N. 7th St., PO Box 71
Barron, WI 54812
800-529-4148

REGIONAL CONTACT

WEST CENTRAL WISCONSIN REGIONAL PLANNING COMMISSION

800 Wisconsin Street, Mail Box 9
Eau Claire, WI 54703-3606
Phone: 715-836-2918
Fax: 715-836-2886
EMail: wccwrpc@wccwrpc.org
Internet: <http://www.wccwrpc.org>



Updated January, 2018

Community Profile

City of Rice Lake Barron County, Wisconsin

DEMOGRAPHICS

POPULATION

	2010	2017*
City of Rice Lake	8,419	8,583
Barron County	45,870	46,274
State of Wisconsin	5,686,986	5,783,278

Source: U.S. Census *Estimate

HOUSING

Number of Housing Units 2012-2016

City of Rice Lake	4,344
Barron County	23,717
State of Wisconsin	2,649,597

Source: U.S. Census, 2012-2016 American Community Survey 5-Year Estimates

2012-2016 Median Value of: Owner-Occ. Units Gross Rent

City of Rice Lake	\$112,500	\$617
Barron County	\$140,900	\$665
State of Wisconsin	\$167,000	\$789

Source: U.S. Census, 2012-2016 American Community Survey 5-Year Estimates

ECONOMY

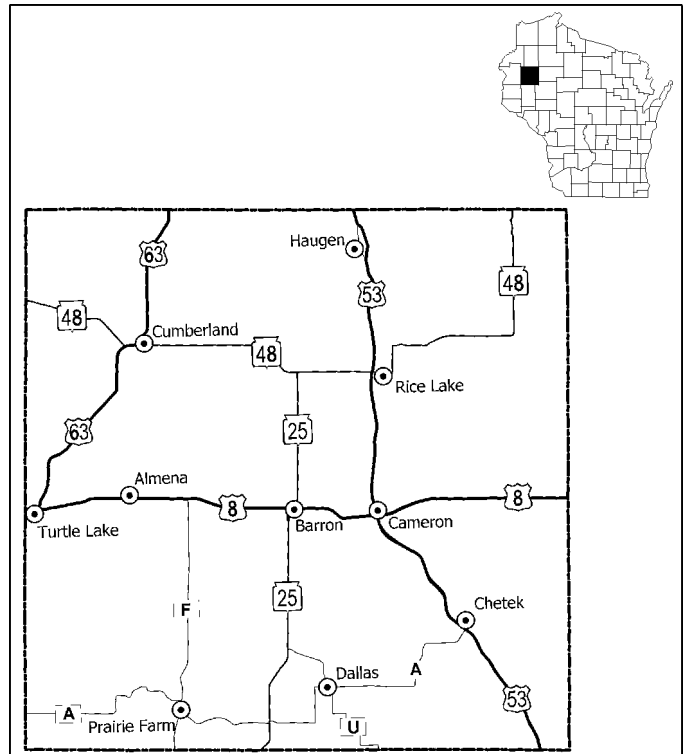
COUNTY EMPLOYMENT BY INDUSTRY - 2012-2016

Industry	Employees
Agriculture/Forestry/Fishing/Hunting/Mining	1,351
Construction	1,639
Manufacturing	5,226
Transportation and Warehousing, and Utilities	858
Information	306
Wholesale Trade	326
Retail Trade	2,598
Finance/Insurance/Real Estate/Rental/Leasing	791
Services	8,329
Public Administration	718
TOTAL EMPLOYMENT	22,142

Source: U.S. Census, 2012-2016 American Community Survey 5-Year Estimates

EMPLOYMENT TRENDS

	2012	2016
Barron Co. Labor Force	23,710	24,472
Barron Co. Employed	21,838	23,326
Barron Co. Unemployed	1,872	1,146
Barron Co. Unemployment Rate	7.9%	4.7%
Wisconsin Unemployment Rate	7.8%	4.1%
U.S. Unemployment Rate	8.9%	4.9%



ECONOMY con't

2016 WAGES

Occupation	Mean	Median
Bartenders	\$9.02	\$8.89
Bookkeeping/Accounting/Audit Clerk	16.36	16.27
Cashiers	9.52	9.22
Nursing Assistants	13.64	13.57
Office Clerk, General	14.83	14.72
Physical Therapists	37.50	38.67
Secretary/Administrative Assistant	23.26	21.86
Stock Clerk/Order Fillers	11.64	10.28
Truck Drivers, Heavy/Tractor Trailer	19.61	19.33
Welder/Cutter/Solderer/Brazer	18.91	18.62

Source: Bureau of Labor Statistics, May 2016

INCOME (PER CAPITA)

	2014	2015	2016
Barron County	\$42,796	\$44,641	\$44,458
State of Wisconsin	\$44,296	\$45,960	\$46,762
United States	\$46,494	\$48,451	\$49,246

Source: U.S. Dept. of Commerce, Bureau of Economic Analysis

INFRASTRUCTURE

TRANSPORTATION

MAJOR HIGHWAYS

Highway Type	Name	Distance to Nearest
State Highways	48	0 miles
U.S. Highways	53	1 miles
Interstate Highways	I-94	50 miles

RAIL SERVICE

Provider(s)	Canadian National
-------------	-------------------

AIR SERVICE

Local Air Service

Nearest Local Airport	Rice Lake Regional-Carl's Field
Airport Classification	Large General Aviation
Miles to Airport	1

Scheduled Air Service

Nearest Airport	Chippewa Valley Reg. Airport
Miles to Airport	60
Airline Service(s)	United

UTILITIES

Electric Provider Barron Electric Coop

Natural Gas Provider Wisconsin Gas Co.

Telecomm Provider CenturyLink
Fiber Optics Yes

Water Provider Municipal
Number of Wells 4
Total Well Capacity 4,536,000 YPD
Equipment Type Electric
Fluoridated n/a
Total Elevated Storage 650,000 gallons

Waste Water Provider Municipal
Monthly Design Flow 3,090,000 GPD
Monthly Average Daily Flow 1,032,000 GPD
Year Facility Constructed 1983

REAL ESTATE AND TAXATION

REAL ESTATE EQUALIZED VALUES*

	2015	2016	2017
City of Rice Lake	\$595	\$615	\$644
Barron County	\$3,736	\$3,838	\$3,976
State of Wisconsin	\$478,301	\$492,540	\$513,090

* NOTE: Equalized values expressed in millions of dollars.

TAXATION-2016

Local Property Taxes

Effective Full Value Rate (per \$1,000)	\$23.58
Machinery, Equip and Inventory Tax	Exempt
Real and Personal Property Full Value	\$647,269,000

County Taxes

Sales Tax	0.5%
-----------	------

State Taxes

Sales Tax	5.0%
Corporate Income Tax	7.9%
Personal Income Tax	4 - 7.65%
Capital Gains Tax	60% exemption

INSTITUTIONS

EDUCATION

Vocational/Technical

Nearest VoTech	WITC
Location of VoTech	Rice Lake
Miles to VoTech	0

University

Nearest University	UW-Rice Lake - Barron Co.
Miles to University	0

HEALTH CARE

Hospital

Nearest Hospital	Rice Lake
Miles to Hospital	0

CONTACTS

LOCAL CONTACT

Curtis Snyder, Administrator
City of Rice Lake
30 E. Eau Claire Street
Rice Lake, WI 54868
715-234-7088

COUNTY CONTACT

Dave Armstrong, Director
Barron County EDC
260 N. 7th St., PO Box 71
Barron, WI 54812
800-529-4148

REGIONAL CONTACT

WEST CENTRAL WISCONSIN REGIONAL PLANNING COMMISSION

800 Wisconsin Street, Mail Box 9
Eau Claire, WI 54703-3606
Phone: 715-836-2918
Fax: 715-836-2886
EMail: wccwrpc@wccwrpc.org
Internet: <http://www.wccwrpc.org>



Updated January, 2018

Community Profile

Village of Turtle Lake Barron County, Wisconsin

DEMOGRAPHICS

POPULATION

	2010	2017*
Village of Turtle Lake	1,050	1,043
Barron County	45,870	46,274
State of Wisconsin	5,686,986	5,783,278

Source: U.S. Census *Estimate

HOUSING

Number of Housing Units 2012-2016

Village of Turtle Lake	528
Barron County	23,717
State of Wisconsin	2,649,597

Source: U.S. Census, 2012-2016 American Community Survey 5-Year Estimates

2012-2016 Median Value of:	Owner-Occ. Units	Gross Rent
Village of Turtle Lake	\$88,500	\$588
Barron County	\$140,900	\$665
State of Wisconsin	\$167,000	\$789

Source: U.S. Census, 2012-2016 American Community Survey 5-Year Estimates

ECONOMY

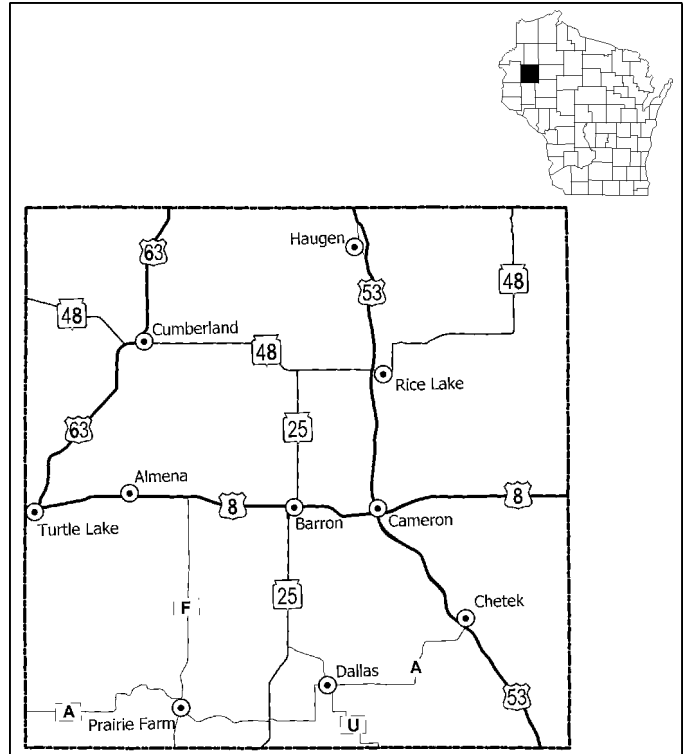
COUNTY EMPLOYMENT BY INDUSTRY - 2012-2016

Industry	Employees
Agriculture/Forestry/Fishing/Hunting/Mining	1,351
Construction	1,639
Manufacturing	5,226
Transportation and Warehousing, and Utilities	858
Information	306
Wholesale Trade	326
Retail Trade	2,598
Finance/Insurance/Real Estate/Rental/Leasing	791
Services	8,329
Public Administration	718
TOTAL EMPLOYMENT	22,142

Source: U.S. Census, 2012-2016 American Community Survey 5-Year Estimates

EMPLOYMENT TRENDS

	2012	2016
Barron Co. Labor Force	23,710	24,472
Barron Co. Employed	21,838	23,326
Barron Co. Unemployed	1,872	1,146
Barron Co. Unemployment Rate	7.9%	4.7%
Wisconsin Unemployment Rate	7.8%	4.1%
U.S. Unemployment Rate	8.9%	4.9%



ECONOMY con't

2016 WAGES

Occupation	Mean	Median
Bartenders	\$9.02	\$8.89
Bookkeeping/Accounting/Audit Clerk	16.36	16.27
Cashiers	9.52	9.22
Nursing Assistants	13.64	13.57
Office Clerk, General	14.83	14.72
Physical Therapists	37.50	38.67
Secretary/Administrative Assistant	23.26	21.86
Stock Clerk/Order Fillers	11.64	10.28
Truck Drivers, Heavy/Tractor Trailer	19.61	19.33
Welder/Cutter/Solderer/Brazer	18.91	18.62

Source: Bureau of Labor Statistics, May 2016

INCOME (PER CAPITA)

	2014	2015	2016
Barron County	\$42,796	\$44,641	\$44,458
State of Wisconsin	\$44,296	\$45,960	\$46,762
United States	\$46,494	\$48,451	\$49,246

Source: U.S. Dept. of Commerce, Bureau of Economic Analysis

INFRASTRUCTURE

TRANSPORTATION

MAJOR HIGHWAYS

Highway Type	Name	Distance to Nearest
State Highways	48	11 miles
U.S. Highways	8, 63	0 miles
Interstate Highways	I-94	40 miles

RAIL SERVICE

Provider(s)	None
-------------	------

AIR SERVICE

Local Air Service

Nearest Local Airport	Cumberland Municipal Airport
Airport Classification	Medium General Aviation
Miles to Airport	12

Scheduled Air Service

Nearest Airport	Chippewa Valley Reg. Airport
Miles to Airport	65
Airline Service(s)	United

UTILITIES

Electric Provider Barron Electric Coop

Natural Gas Provider Wisconsin Gas Co.

Telecomm Provider CenturyLink
Fiber Optics Yes

Water Provider Municipal
Number of Wells 3
Total Well Capacity 1,656,000 YPD
Equipment Type Electric
Fluoridated No
Total Elevated Storage 350,000 gallons

Waste Water Provider Municipal
Monthly Design Flow 423,000 GPD
Monthly Average Daily Flow 241,500 GPD
Year Facility Constructed 1984

REAL ESTATE AND TAXATION

REAL ESTATE EQUALIZED VALUES*

	2015	2016	2017
Village of Turtle Lake	\$81	\$84	\$88
Barron County	\$3,736	\$3,838	\$3,976
State of Wisconsin	\$478,301	\$492,540	\$513,090

* NOTE: Equalized values expressed in millions of dollars.

TAXATION-2016

Local Property Taxes

Effective Full Value Rate (per \$1,000)	\$23.03
Machinery, Equip and Inventory Tax	Exempt
Real and Personal Property Full Value	\$95,931,100

County Taxes

Sales Tax	0.5%
-----------	------

State Taxes

Sales Tax	5.0%
Corporate Income Tax	7.9%
Personal Income Tax	4 - 7.65%
Capital Gains Tax	60% exemption

INSTITUTIONS

EDUCATION

Vocational/Technical

Nearest VoTech	WITC
Location of VoTech	Rice Lake
Miles to VoTech	27

University

Nearest University	UW-Rice Lake - Barron Co.
Miles to University	27

HEALTH CARE

Hospital

Nearest Hospital	Cumberland
Miles to Hospital	12

CONTACTS

LOCAL CONTACT

Danielle Maxwell-Parker, Cler
Village of Turtle Lake
114 Martin Ave., PO Box 11
Turtle Lake, WI 54889
715-986-2241

COUNTY CONTACT

Dave Armstrong, Director
Barron County EDC
260 N. 7th St., PO Box 71
Barron, WI 54812
800-529-4148

REGIONAL CONTACT

WEST CENTRAL WISCONSIN REGIONAL PLANNING COMMISSION

800 Wisconsin Street, Mail Box 9
Eau Claire, WI 54703-3606
Phone: 715-836-2918
Fax: 715-836-2886
EMail: wcvrpc@wcvrpc.org
Internet: <http://www.wcvrpc.org>



Updated January, 2018