

Community Profile

City of Altoona Eau Claire County, Wisconsin

DEMOGRAPHICS

POPULATION

	2010	2017*
City of Altoona	6,706	7,420
Eau Claire County	98,736	102,340
State of Wisconsin	5,686,986	5,783,278

Source: U.S. Census

*Estimate

HOUSING

Number of Housing Units 2012-2016

City of Altoona	3,061
Eau Claire County	42,997
State of Wisconsin	2,649,597

Source: U.S. Census, 2012-2016 American Community Survey 5-Year Estimates

2012-2016 Median Value of: Owner-Occ. Units Gross Rent

City of Altoona	\$148,700	\$769
Eau Claire County	\$153,200	\$757
State of Wisconsin	\$167,000	\$789

Source: U.S. Census, 2012-2016 American Community Survey 5-Year Estimates

ECONOMY

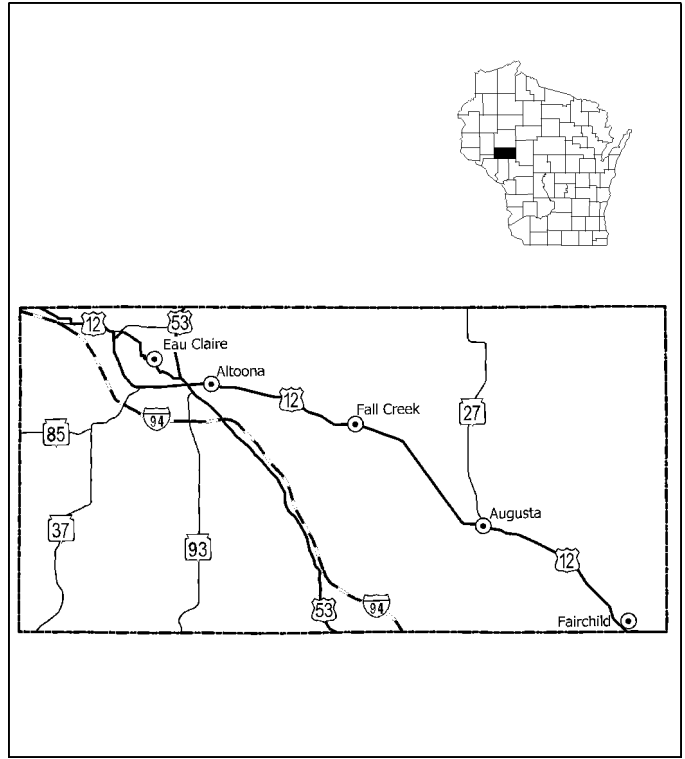
COUNTY EMPLOYMENT BY INDUSTRY - 2012-2016

Industry	Employees
Agriculture/Forestry/Fishing/Hunting/Mining	768
Construction	2,268
Manufacturing	6,193
Transportation and Warehousing, and Utilities	2,455
Information	781
Wholesale Trade	1,022
Retail Trade	9,734
Finance/Insurance/Real Estate/Rental/Leasing	3,755
Services	26,644
Public Administration	1,642
TOTAL EMPLOYMENT	55,262

Source: U.S. Census, 2012-2016 American Community Survey 5-Year Estimates

EMPLOYMENT TRENDS

	2012	2016
Eau Claire Co. Labor Force	58,256	58,705
Eau Claire Co. Employed	54,878	56,639
Eau Claire Co. Unemployed	3,378	2,066
Eau Claire Co. Unemployment Rate	5.8%	3.5%
Wisconsin Unemployment Rate	7.8%	4.1%
U.S. Unemployment Rate	8.9%	4.9%



ECONOMY con't

2016 WAGES

Occupation	Mean	Median
Bartenders	\$9.27	\$8.92
Bookkeeping/Accounting/Audit Clerk	18.61	17.99
Cashiers	9.26	9.02
Nursing Assistants	13.22	13.09
Office Clerk, General	15.19	14.66
Physical Therapists	37.51	36.92
Secretary/Administrative Assistant	23.65	23.02
Stock Clerk/Order Fillers	11.11	10.22
Truck Drivers, Heavy/Tractor Trailer	19.25	18.48
Welder/Cutter/Solderer/Brazer	18.37	18.13

Source: Bureau of Labor Statistics, May 2016

INCOME (PER CAPITA)

	2014	2015	2016
Eau Claire County	\$42,541	\$43,319	\$43,543
State of Wisconsin	\$44,296	\$45,960	\$46,762
United States	\$46,494	\$48,451	\$49,246

Source: U.S. Dept. of Commerce, Bureau of Economic Analysis

INFRASTRUCTURE

TRANSPORTATION

MAJOR HIGHWAYS

Highway Type	Name	Distance to Nearest
State Highways	93	3 miles
U.S. Highways	12, 53	0 miles
Interstate Highways	I-94	4 miles

RAIL SERVICE

Provider(s)	Union Pacific
-------------	---------------

AIR SERVICE

Local Air Service

Nearest Local Airport	Chippewa Valley Regional Airport
Airport Classification	Commercial Service
Miles to Airport	6

Scheduled Air Service

Nearest Airport	Chippewa Valley Reg. Airport
Miles to Airport	6
Airline Service(s)	United

UTILITIES

Electric Provider	Xcel Energy
Natural Gas Provider	Northern States Power Co.
Telecomm Provider	AT & T
Fiber Optics	Yes
Water Provider	Municipal
Number of Wells	6
Total Well Capacity	833,248 YPD
Equipment Type	Electric
Fluoridated	No
Total Elevated Storage	1,000,000 gallons
Waste Water Provider	Municipal
Monthly Design Flow	16,300,000 GPD
Monthly Average Daily Flow	6,541,667 GPD
Year Facility Constructed	1981

REAL ESTATE AND TAXATION

REAL ESTATE EQUALIZED VALUES*

	2015	2016	2017
City of Altoona	\$517	\$565	\$625
Eau Claire County	\$7,231	\$7,562	\$7,967
State of Wisconsin	\$478,301	\$492,540	\$513,090

* NOTE: Equalized values expressed in millions of dollars.

TAXATION-2016

Local Property Taxes

Effective Full Value Rate (per \$1,000)	\$21.74
Machinery, Equip and Inventory Tax	Exempt
Real and Personal Property Full Value	\$595,494,400

County Taxes

Sales Tax	0.5%
-----------	------

State Taxes

Sales Tax	5.0%
Corporate Income Tax	7.9%
Personal Income Tax	4 - 7.65%
Capital Gains Tax	60% exemption

INSTITUTIONS

EDUCATION

Vocational/Technical

Nearest VoTech	CVTC
Location of VoTech	Eau Claire
Miles to VoTech	2

University

Nearest University	UW-Eau Claire
Miles to University	2

HEALTH CARE

Hospital

Nearest Hospital	Eau Claire
Miles to Hospital	2

CONTACTS

LOCAL CONTACT

Michael Golat, Administrator
City of Altoona
1303 Lynn Ave., PO Box 8
Altoona, WI 54720
715-839-6092

COUNTY CONTACT

Luke Hanson, Director
Eau Claire Area EDC
7 S. Dewey St., PO Box 1108
Eau Claire, WI 54702-1108
715-834-0070

REGIONAL CONTACT

WEST CENTRAL WISCONSIN REGIONAL PLANNING COMMISSION

800 Wisconsin Street, Mail Box 9
Eau Claire, WI 54703-3606
Phone: 715-836-2918
Fax: 715-836-2886
EMail: wccwrpc@wccwrpc.org
Internet: <http://www.wccwrpc.org>



Updated January, 2018

Community Profile

City of Augusta Eau Claire County, Wisconsin

DEMOGRAPHICS

POPULATION

	2010	2017*
City of Augusta	1,550	1,516
Eau Claire County	98,736	102,340
State of Wisconsin	5,686,986	5,783,278

Source: U.S. Census *Estimate

HOUSING

Number of Housing Units 2012-2016

City of Augusta	671
Eau Claire County	42,997
State of Wisconsin	2,649,597

Source: U.S. Census, 2012-2016 American Community Survey 5-Year Estimates

2012-2016 Median Value of: Owner-Occ. Units Gross Rent

City of Augusta	\$99,300	\$684
Eau Claire County	\$153,200	\$757
State of Wisconsin	\$167,000	\$789

Source: U.S. Census, 2012-2016 American Community Survey 5-Year Estimates

ECONOMY

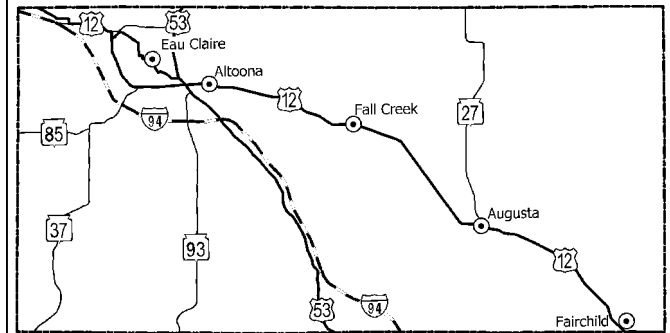
COUNTY EMPLOYMENT BY INDUSTRY - 2012-2016

Industry	Employees
Agriculture/Forestry/Fishing/Hunting/Mining	768
Construction	2,268
Manufacturing	6,193
Transportation and Warehousing, and Utilities	2,455
Information	781
Wholesale Trade	1,022
Retail Trade	9,734
Finance/Insurance/Real Estate/Rental/Leasing	3,755
Services	26,644
Public Administration	1,642
TOTAL EMPLOYMENT	55,262

Source: U.S. Census, 2012-2016 American Community Survey 5-Year Estimates

EMPLOYMENT TRENDS

	2012	2016
Eau Claire Co. Labor Force	58,256	58,705
Eau Claire Co. Employed	54,878	56,639
Eau Claire Co. Unemployed	3,378	2,066
Eau Claire Co. Unemployment Rate	5.8%	3.5%
Wisconsin Unemployment Rate	7.8%	4.1%
U.S. Unemployment Rate	8.9%	4.9%



ECONOMY con't

2016 WAGES

Occupation	Mean	Median
Bartenders	\$9.27	\$8.92
Bookkeeping/Accounting/Audit Clerk	18.61	17.99
Cashiers	9.26	9.02
Nursing Assistants	13.22	13.09
Office Clerk, General	15.19	14.66
Physical Therapists	37.51	36.92
Secretary/Administrative Assistant	23.65	23.02
Stock Clerk/Order Fillers	11.11	10.22
Truck Drivers, Heavy/Tractor Trailer	19.25	18.48
Welder/Cutter/Solderer/Brazer	18.37	18.13

Source: Bureau of Labor Statistics, May 2016

INCOME (PER CAPITA)

	2014	2015	2016
Eau Claire County	\$42,541	\$43,319	\$43,543
State of Wisconsin	\$44,296	\$45,960	\$46,762
United States	\$46,494	\$48,451	\$49,246

Source: U.S. Dept. of Commerce, Bureau of Economic Analysis

INFRASTRUCTURE

TRANSPORTATION

MAJOR HIGHWAYS

Highway Type	Name	Distance to Nearest
State Highways	27	0 miles
U.S. Highways	12	0 miles
Interstate Highways	I-94	10 miles

RAIL SERVICE

Provider(s)	Union Pacific
-------------	---------------

AIR SERVICE

Local Air Service

Nearest Local Airport	Chippewa Valley Regional Airport
Airport Classification	Commercial Service
Miles to Airport	25

Scheduled Air Service

Nearest Airport	Chippewa Valley Reg. Airport
Miles to Airport	25
Airline Service(s)	United

UTILITIES

Electric Provider	Xcel Energy
Natural Gas Provider	Wisconsin Gas Co.
Telecomm Provider	CenturyLink
Fiber Optics	Yes
Water Provider	Municipal
Number of Wells	4
Total Well Capacity	1,598,400 YPD
Equipment Type	Electric/Propane
Fluoridated	No
Total Elevated Storage	1,336,000 gallons
Waste Water Provider	Municipal
Monthly Design Flow	333,600 GPD
Monthly Average Daily Flow	176,667 GPD
Year Facility Constructed	1979

REAL ESTATE AND TAXATION

REAL ESTATE EQUALIZED VALUES*

	2015	2016	2017
City of Augusta	\$75	\$77	\$80
Eau Claire County	\$7,231	\$7,562	\$7,967
State of Wisconsin	\$478,301	\$492,540	\$513,090

* NOTE: Equalized values expressed in millions of dollars.

TAXATION-2016

Local Property Taxes

Effective Full Value Rate (per \$1,000)	\$22.60
Machinery, Equip and Inventory Tax	Exempt
Real and Personal Property Full Value	\$88,674,000

County Taxes

Sales Tax	0.5%
-----------	------

State Taxes

Sales Tax	5.0%
Corporate Income Tax	7.9%
Personal Income Tax	4 - 7.65%
Capital Gains Tax	60% exemption

INSTITUTIONS

EDUCATION

Vocational/Technical

Nearest VoTech	CVTC
Location of VoTech	Eau Claire
Miles to VoTech	25

University

Nearest University	UW-Eau Claire
Miles to University	25

HEALTH CARE

Hospital

Nearest Hospital	Eau Claire
Miles to Hospital	25

CONTACTS

LOCAL CONTACT

Cynthia Anderegg, Clerk
City of Augusta
145 W. Lincoln, PO Box 475
Augusta, WI 54722
715-286-2555

COUNTY CONTACT

Luke Hanson, Director
Eau Claire Area EDC
7 S. Dewey St., PO Box 1108
Eau Claire, WI 54702-1108
715-834-0070

REGIONAL CONTACT

WEST CENTRAL WISCONSIN REGIONAL PLANNING COMMISSION

800 Wisconsin Street, Mail Box 9
Eau Claire, WI 54703-3606
Phone: 715-836-2918
Fax: 715-836-2886
EMail: wcrpc@wcrpc.org
Internet: <http://www.wcrpc.org>



Updated January, 2018

Community Profile

City of Eau Claire Eau Claire County, Wisconsin

DEMOGRAPHICS

POPULATION

	2010	2017*
City of Eau Claire	65,931	67,926
Eau Claire County	98,736	102,340
State of Wisconsin	5,686,986	5,783,278

Source: U.S. Census

*Estimate

HOUSING

Number of Housing Units 2012-2016

City of Eau Claire	28,631
Eau Claire County	42,997
State of Wisconsin	2,649,597

Source: U.S. Census, 2012-2016 American Community Survey 5-Year Estimates

2012-2016 Median Value of: Owner-Occ. Units Gross Rent

City of Eau Claire	\$142,300	\$756
Eau Claire County	\$153,200	\$757
State of Wisconsin	\$167,000	\$789

Source: U.S. Census, 2012-2016 American Community Survey 5-Year Estimates

ECONOMY

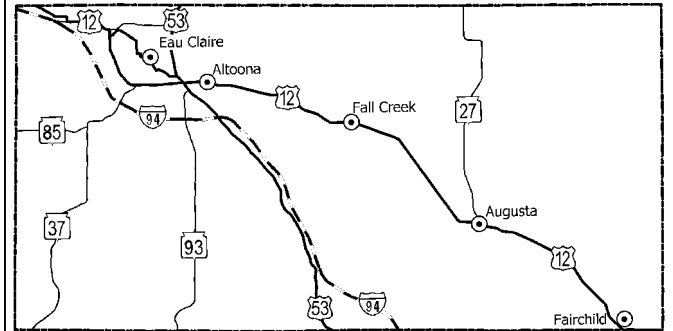
COUNTY EMPLOYMENT BY INDUSTRY - 2012-2016

Industry	Employees
Agriculture/Forestry/Fishing/Hunting/Mining	768
Construction	2,268
Manufacturing	6,193
Transportation and Warehousing, and Utilities	2,455
Information	781
Wholesale Trade	1,022
Retail Trade	9,734
Finance/Insurance/Real Estate/Rental/Leasing	3,755
Services	26,644
Public Administration	1,642
TOTAL EMPLOYMENT	55,262

Source: U.S. Census, 2012-2016 American Community Survey 5-Year Estimates

EMPLOYMENT TRENDS

	2012	2016
Eau Claire Co. Labor Force	58,256	58,705
Eau Claire Co. Employed	54,878	56,639
Eau Claire Co. Unemployed	3,378	2,066
Eau Claire Co. Unemployment Rate	5.8%	3.5%
Wisconsin Unemployment Rate	7.8%	4.1%
U.S. Unemployment Rate	8.9%	4.9%



ECONOMY con't

2016 WAGES

Occupation	Mean	Median
Bartenders	\$9.27	\$8.92
Bookkeeping/Accting/Audit Clerk	18.61	17.99
Cashiers	9.26	9.02
Nursing Assistants	13.22	13.09
Office Clerk, General	15.19	14.66
Physical Therapists	37.51	36.92
Secretary/Administrative Assistant	23.65	23.02
Stock Clerk/Order Fillers	11.11	10.22
Truck Drivers, Heavy/Tractor Trailer	19.25	18.48
Welder/Cutter/Solderer/Brazer	18.37	18.13

Source: Bureau of Labor Statistics, May 2016

INCOME (PER CAPITA)

	2014	2015	2016
Eau Claire County	\$42,541	\$43,319	\$43,543
State of Wisconsin	\$44,296	\$45,960	\$46,762
United States	\$46,494	\$48,451	\$49,246

Source: U.S. Dept. of Commerce, Bureau of Economic Analysis

INFRASTRUCTURE

TRANSPORTATION

MAJOR HIGHWAYS

Highway Type	Name	Distance to Nearest
State Highways	29, 37, 85, 93, 124	0 miles
U.S. Highways	12, 53	0 miles
Interstate Highways	I-94	1 miles

RAIL SERVICE

Provider(s)	Union Pacific
--------------------	---------------

AIR SERVICE

Local Air Service

Nearest Local Airport	Chippewa Valley Regional Airport
Airport Classification	Commercial Service
Miles to Airport	0

Scheduled Air Service

Nearest Airport	Chippewa Valley Reg. Airport
Miles to Airport	0
Airline Service(s)	United

UTILITIES

Electric Provider	Xcel Energy
Natural Gas Provider	Northern States Power Co.
Telecomm Provider	AT & T
Fiber Optics	Yes
Water Provider	Municipal
Number of Wells	14
Total Well Capacity	22,310,000 YPD
Equipment Type	Electric/Nat Gas/Diesel
Fluoridated	Yes
Total Elevated Storage	16,450,000 gallons
Waste Water Provider	Municipal
Monthly Design Flow	16,300,000 GPD
Monthly Average Daily Flow	6,541,667 GPD
Year Facility Constructed	1981

REAL ESTATE AND TAXATION

REAL ESTATE EQUALIZED VALUES*

	2015	2016	2017
City of Eau Claire	\$4,490	\$4,695	\$4,935
Eau Claire County	\$7,231	\$7,562	\$7,967
State of Wisconsin	\$478,301	\$492,540	\$513,090

* NOTE: Equalized values expressed in millions of dollars.

TAXATION-2016

Local Property Taxes

Effective Full Value Rate (per \$1,000)	\$21.67
Machinery, Equip and Inventory Tax	Exempt
Real and Personal Property Full Value	\$4,872,721,700

County Taxes

Sales Tax	0.5%
-----------	------

State Taxes

Sales Tax	5.0%
Corporate Income Tax	7.9%
Personal Income Tax	4 - 7.65%
Capital Gains Tax	60% exemption

INSTITUTIONS

EDUCATION

Vocational/Technical

Nearest VoTech	CVTC
Location of VoTech	Eau Claire
Miles to VoTech	0

University

Nearest University	UW-Eau Claire
Miles to University	0

HEALTH CARE

Hospital

Nearest Hospital	Eau Claire
Miles to Hospital	0

CONTACTS

LOCAL CONTACT

Mike Schatz, ED Director
City of Eau Claire
203 S. Farwell St., Box 5148
Eau Claire, WI 54702
715-839-6047

COUNTY CONTACT

Luke Hanson, Director
Eau Claire Area EDC
7 S. Dewey St., PO Box 1108
Eau Claire, WI 54702-1108
715-834-0070

REGIONAL CONTACT

WEST CENTRAL WISCONSIN REGIONAL PLANNING COMMISSION

800 Wisconsin Street, Mail Box 9
Eau Claire, WI 54703-3606
Phone: 715-836-2918
Fax: 715-836-2886
EMail: wccwrpc@wccwrpc.org
Internet: <http://www.wccwrpc.org>



Updated January, 2018

Community Profile

Village of Fairchild Eau Claire County, Wisconsin

DEMOGRAPHICS

POPULATION

	2010	2017*
Village of Fairchild	550	545
Eau Claire County	98,736	102,340
State of Wisconsin	5,686,986	5,783,278

Source: U.S. Census *Estimate

HOUSING

Number of Housing Units 2012-2016

Village of Fairchild	276
Eau Claire County	42,997
State of Wisconsin	2,649,597

Source: U.S. Census, 2012-2016 American Community Survey 5-Year Estimates

2012-2016 Median Value of:	Owner-Occ. Units	Gross Rent
Village of Fairchild	\$71,500	\$630
Eau Claire County	\$153,200	\$757
State of Wisconsin	\$167,000	\$789

Source: U.S. Census, 2012-2016 American Community Survey 5-Year Estimates

ECONOMY

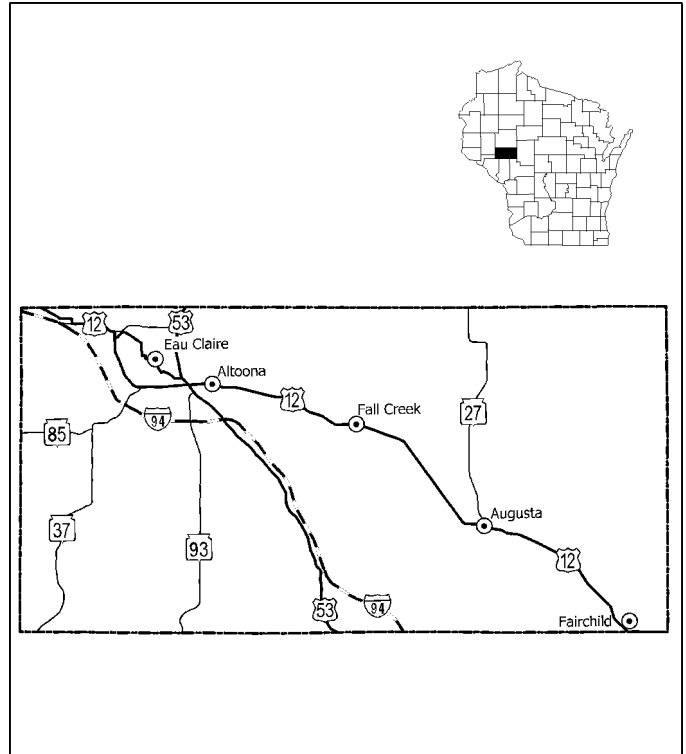
COUNTY EMPLOYMENT BY INDUSTRY - 2012-2016

Industry	Employees
Agriculture/Forestry/Fishing/Hunting/Mining	768
Construction	2,268
Manufacturing	6,193
Transportation and Warehousing, and Utilities	2,455
Information	781
Wholesale Trade	1,022
Retail Trade	9,734
Finance/Insurance/Real Estate/Rental/Leasing	3,755
Services	26,644
Public Administration	1,642
TOTAL EMPLOYMENT	55,262

Source: U.S. Census, 2012-2016 American Community Survey 5-Year Estimates

EMPLOYMENT TRENDS

	2012	2016
Eau Claire Co. Labor Force	58,256	58,705
Eau Claire Co. Employed	54,878	56,639
Eau Claire Co. Unemployed	3,378	2,066
Eau Claire Co. Unemployment Rate	5.8%	3.5%
Wisconsin Unemployment Rate	7.8%	4.1%
U.S. Unemployment Rate	8.9%	4.9%



ECONOMY con't

2016 WAGES

Occupation	Mean	Median
Bartenders	\$9.27	\$8.92
Bookkeeping/Accounting/Audit Clerk	18.61	17.99
Cashiers	9.26	9.02
Nursing Assistants	13.22	13.09
Office Clerk, General	15.19	14.66
Physical Therapists	37.51	36.92
Secretary/Administrative Assistant	23.65	23.02
Stock Clerk/Order Fillers	11.11	10.22
Truck Drivers, Heavy/Tractor Trailer	19.25	18.48
Welder/Cutter/Solderer/Brazer	18.37	18.13

Source: Bureau of Labor Statistics, May 2016

INCOME (PER CAPITA)

	2014	2015	2016
Eau Claire County	\$42,541	\$43,319	\$43,543
State of Wisconsin	\$44,296	\$45,960	\$46,762
United States	\$46,494	\$48,451	\$49,246

Source: U.S. Dept. of Commerce, Bureau of Economic Analysis

INFRASTRUCTURE

TRANSPORTATION

MAJOR HIGHWAYS

Highway Type	Name	Distance to Nearest
State Highways	27	0 miles
U.S. Highways	10	0 miles
Interstate Highways	I-94	13 miles

RAIL SERVICE

Provider(s)	Union Pacific
-------------	---------------

AIR SERVICE

Local Air Service

Nearest Local Airport	Neillsville Municipal
Airport Classification	Small General Aviation
Miles to Airport	17

Scheduled Air Service

Nearest Airport	Chippewa Valley Reg. Airport
Miles to Airport	36
Airline Service(s)	United

UTILITIES

Electric Provider	Xcel Energy
Natural Gas Provider	Wisconsin Gas Co.
Telecomm Provider	CenturyLink
Fiber Optics	Yes
Water Provider	Municipal
Number of Wells	2
Total Well Capacity	304,000 YPD
Equipment Type	Electric
Fluoridated	No
Total Elevated Storage	137,000 gallons
Waste Water Provider	Municipal
Monthly Design Flow	118,000 GPD
Monthly Average Daily Flow	65,333 GPD
Year Facility Constructed	

REAL ESTATE AND TAXATION

REAL ESTATE EQUALIZED VALUES*

	2015	2016	2017
Village of Fairchild	\$12	\$12	\$12
Eau Claire County	\$7,231	\$7,562	\$7,967
State of Wisconsin	\$478,301	\$492,540	\$513,090

* NOTE: Equalized values expressed in millions of dollars.

TAXATION-2016

Local Property Taxes

Effective Full Value Rate (per \$1,000)	\$21.46
Machinery, Equip and Inventory Tax	Exempt
Real and Personal Property Full Value	\$12,216,000

County Taxes

Sales Tax	0.5%
-----------	------

State Taxes

Sales Tax	5.0%
Corporate Income Tax	7.9%
Personal Income Tax	4 - 7.65%
Capital Gains Tax	60% exemption

INSTITUTIONS

EDUCATION

Vocational/Technical

Nearest VoTech	CVTC
Location of VoTech	Eau Claire
Miles to VoTech	36

University

Nearest University	UW-Eau Claire
Miles to University	36

HEALTH CARE

Hospital

Nearest Hospital	Neillsville
Miles to Hospital	19

CONTACTS

LOCAL CONTACT

Doreen Kuberra, Clerk
Village of Fairchild
PO Box 310
Fairchild, WI 54741
715-334-3002

COUNTY CONTACT

Luke Hanson, Director
Eau Claire Area EDC
7 S. Dewey St., PO Box 1108
Eau Claire, WI 54702-1108
715-834-0070

REGIONAL CONTACT

WEST CENTRAL WISCONSIN REGIONAL PLANNING COMMISSION

800 Wisconsin Street, Mail Box 9
Eau Claire, WI 54703-3606
Phone: 715-836-2918
Fax: 715-836-2886
EMail: wccwrpc@wccwrpc.org
Internet: <http://www.wccwrpc.org>



Updated January, 2018

Community Profile

Village of Fall Creek Eau Claire County, Wisconsin

DEMOGRAPHICS

POPULATION

	2010	2017*
Village of Fall Creek	1,315	1,287
Eau Claire County	98,736	102,340
State of Wisconsin	5,686,986	5,783,278

Source: U.S. Census *Estimate

HOUSING

Number of Housing Units 2012-2016

Village of Fall Creek	585
Eau Claire County	42,997
State of Wisconsin	2,649,597

Source: U.S. Census, 2012-2016 American Community Survey 5-Year Estimates

2012-2016 Median Value of:	Owner-Occ. Units	Gross Rent
Village of Fall Creek	\$123,800	\$650
Eau Claire County	\$153,200	\$757
State of Wisconsin	\$167,000	\$789

Source: U.S. Census, 2012-2016 American Community Survey 5-Year Estimates

ECONOMY

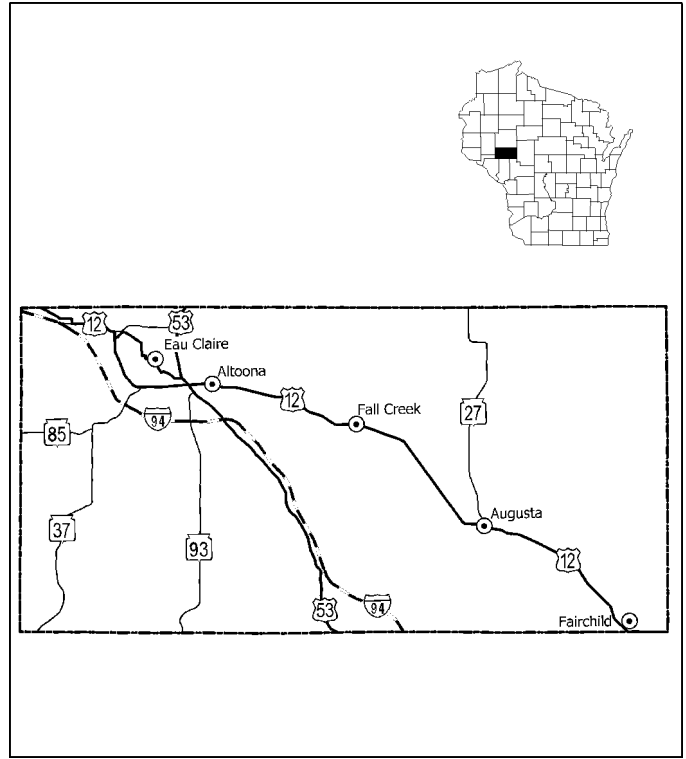
COUNTY EMPLOYMENT BY INDUSTRY - 2012-2016

Industry	Employees
Agriculture/Forestry/Fishing/Hunting/Mining	768
Construction	2,268
Manufacturing	6,193
Transportation and Warehousing, and Utilities	2,455
Information	781
Wholesale Trade	1,022
Retail Trade	9,734
Finance/Insurance/Real Estate/Rental/Leasing	3,755
Services	26,644
Public Administration	1,642
TOTAL EMPLOYMENT	55,262

Source: U.S. Census, 2012-2016 American Community Survey 5-Year Estimates

EMPLOYMENT TRENDS

	2012	2016
Eau Claire Co. Labor Force	58,256	58,705
Eau Claire Co. Employed	54,878	56,639
Eau Claire Co. Unemployed	3,378	2,066
Eau Claire Co. Unemployment Rate	5.8%	3.5%
Wisconsin Unemployment Rate	7.8%	4.1%
U.S. Unemployment Rate	8.9%	4.9%



ECONOMY con't

2016 WAGES

Occupation	Mean	Median
Bartenders	\$9.27	\$8.92
Bookkeeping/Accting/Audit Clerk	18.61	17.99
Cashiers	9.26	9.02
Nursing Assistants	13.22	13.09
Office Clerk, General	15.19	14.66
Physical Therapists	37.51	36.92
Secretary/Administrative Assistant	23.65	23.02
Stock Clerk/Order Fillers	11.11	10.22
Truck Drivers, Heavy/Tractor Trailer	19.25	18.48
Welder/Cutter/Solderer/Brazer	18.37	18.13

Source: Bureau of Labor Statistics, May 2016

INCOME (PER CAPITA)

	2014	2015	2016
Eau Claire County	\$42,541	\$43,319	\$43,543
State of Wisconsin	\$44,296	\$45,960	\$46,762
United States	\$46,494	\$48,451	\$49,246

Source: U.S. Dept. of Commerce, Bureau of Economic Analysis

INFRASTRUCTURE

TRANSPORTATION

MAJOR HIGHWAYS

Highway Type	Name	Distance to Nearest
State Highways	27	9 miles
U.S. Highways	12	0 miles
Interstate Highways	I-94	12 miles

RAIL SERVICE

Provider(s)	Union Pacific
-------------	---------------

AIR SERVICE

Local Air Service

Nearest Local Airport	Chippewa Valley Regional Airport
Airport Classification	Commercial Service
Miles to Airport	18

Scheduled Air Service

Nearest Airport	Chippewa Valley Reg. Airport
Miles to Airport	18
Airline Service(s)	United

UTILITIES

Electric Provider	Xcel Energy
Natural Gas Provider	Northern States Power Co.
Telecomm Provider	CenturyLink
Fiber Optics	Yes
Water Provider	Municipal
Number of Wells	2
Total Well Capacity	80,822 YPD
Equipment Type	Electric
Fluoridated	No
Total Elevated Storage	250,000 gallons
Waste Water Provider	Municipal
Monthly Design Flow	136,000 GPD
Monthly Average Daily Flow	64,033 GPD
Year Facility Constructed	1984

REAL ESTATE AND TAXATION

REAL ESTATE EQUALIZED VALUES*

	2015	2016	2017
Village of Fall Creek	\$63	\$71	\$77
Eau Claire County	\$7,231	\$7,562	\$7,967
State of Wisconsin	\$478,301	\$492,540	\$513,090

* NOTE: Equalized values expressed in millions of dollars.

TAXATION-2016

Local Property Taxes

Effective Full Value Rate (per \$1,000)	\$20.88
Machinery, Equip and Inventory Tax	Exempt
Real and Personal Property Full Value	\$74,375,500

County Taxes

Sales Tax	0.5%
-----------	------

State Taxes

Sales Tax	5.0%
Corporate Income Tax	7.9%
Personal Income Tax	4 - 7.65%
Capital Gains Tax	60% exemption

INSTITUTIONS

EDUCATION

Vocational/Technical

Nearest VoTech	CVTC
Location of VoTech	Eau Claire
Miles to VoTech	15

University

Nearest University	UW-Eau Claire
Miles to University	15

HEALTH CARE

Hospital

Nearest Hospital	Eau Claire
Miles to Hospital	15

CONTACTS

LOCAL CONTACT

Renee Roemhild, Clerk
Village of Fall Creek
PO Box 156
Fall Creek, WI 54742
715-877-2177

COUNTY CONTACT

Luke Hanson, Director
Eau Claire Area EDC
7 S. Dewey St., PO Box 1108
Eau Claire, WI 54702-1108
715-834-0070

REGIONAL CONTACT

WEST CENTRAL WISCONSIN REGIONAL PLANNING COMMISSION

800 Wisconsin Street, Mail Box 9
Eau Claire, WI 54703-3606
Phone: 715-836-2918
Fax: 715-836-2886
EMail: wccwrpc@wccwrpc.org
Internet: <http://www.wccwrpc.org>



Updated January, 2018