

Community Profile

City of Altoona Eau Claire County, Wisconsin

DEMOGRAPHICS

POPULATION

	2010	2016*
City of Altoona	6,706	7,345
Eau Claire County	98,736	101,731
State of Wisconsin	5,686,986	5,753,250

Source: U.S. Census *Estimate

HOUSING

Number of Housing Units 2011-2015

City of Altoona	2,983
Eau Claire County	42,708
State of Wisconsin	2,635,602

Source: U.S. Census, 2011-2015 American Community Survey 5-Year Estimates

2011-2015 Median Value of: Owner-Occ. Units Gross Rent

City of Altoona	\$151,400	\$764
Eau Claire County	\$152,000	\$746
State of Wisconsin	\$165,900	\$772

Source: U.S. Census, 2011-2015 American Community Survey 5-Year Estimates

ECONOMY

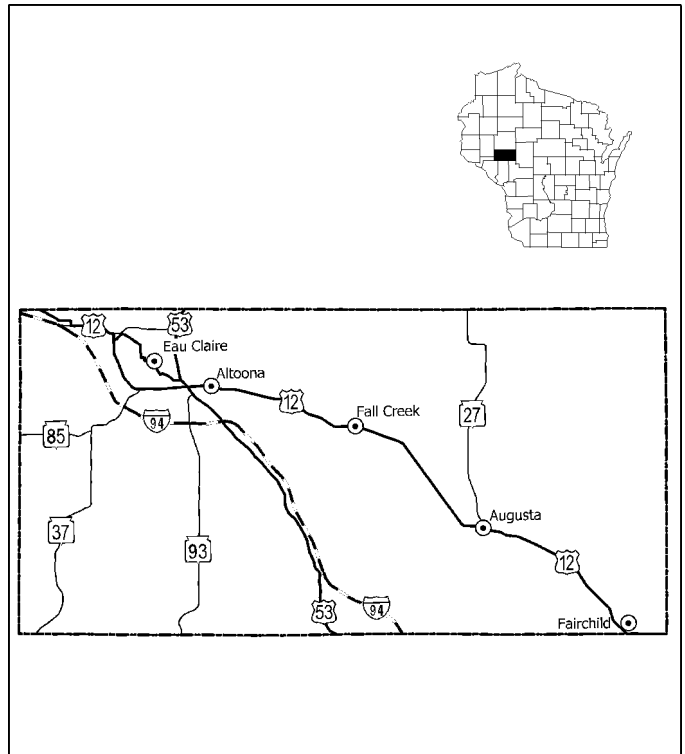
COUNTY EMPLOYMENT BY INDUSTRY - 2011-2015

Industry	Employees
Agriculture/Forestry/Fishing/Hunting/Mining	797
Construction	2,203
Manufacturing	6,251
Transportation and Warehousing, and Utilities	2,256
Information	752
Wholesale Trade	982
Retail Trade	8,970
Finance/Insurance/Real Estate/Rental/Leasing	3,949
Services	26,368
Public Administration	1,551
TOTAL EMPLOYMENT	54,079

Source: U.S. Census, 2011-2015 American Community Survey 5-Year Estimates

EMPLOYMENT TRENDS

	2011	2015
Eau Claire Co. Labor Force	57,740	58,136
Eau Claire Co. Employed	54,031	55,891
Eau Claire Co. Unemployed	3,709	2,245
Eau Claire Co. Unemployment Rate	6.4%	3.9%
Wisconsin Unemployment Rate	7.8%	4.6%
U.S. Unemployment Rate	9.6%	6.2%



ECONOMY con't

2015 WAGES

Occupation	Mean	Median
Bartenders	\$9.55	\$8.80
Bookkeeping/Accting/Audit Clerk	17.74	17.33
Cashiers	8.83	8.69
Nursing Assistants	13.81	13.62
Office Clerk, General	14.75	14.13
Physical Therapists	40.48	41.50
Secretary/Administrative Assistant	23.64	22.93
Stock Clerk/Order Fillers	10.90	9.87
Truck Drivers, Heavy/Tractor Trailer	19.90	18.94
Welder/Cutter/Solderer/Brazer	18.22	17.82

Source: Bureau of Labor Statistics, May 2015

INCOME (PER CAPITA)

	2013	2014	2015
Eau Claire County	\$40,646	\$42,699	\$43,747
State of Wisconsin	\$42,463	\$42,737	\$44,186
United States	\$44,266	\$44,438	\$46,049

Source: U.S. Dept. of Commerce, Bureau of Economic Analysis

INFRASTRUCTURE

TRANSPORTATION

MAJOR HIGHWAYS

Highway Type	Name	Distance to Nearest
State Highways	93	3 miles
U.S. Highways	12, 53	0 miles
Interstate Highways	I-94	4 miles

RAIL SERVICE

Provider(s)	Union Pacific
--------------------	---------------

AIR SERVICE

Local Air Service

Nearest Local Airport	Chippewa Valley Regional Airport
Airport Classification	Air Carrier/Cargo
Miles to Airport	6

Scheduled Air Service

Nearest Airport	Chippewa Valley Reg. Airport
Miles to Airport	6
Airline Service(s)	United

UTILITIES

Electric Provider	Xcel Energy
Natural Gas Provider	Xcel Energy
Telecomm Provider	AT & T
Fiber Optics	Yes
Water Provider	Municipal
Rated Capacity	925 GPM
Actual Capacity	839 GPM
Water Pressure	90 psi
Ground Storage Capacity	0 gallons
Elevated Storage Capacity	500,000 gallons
Waste Water Provider	Municipal
Monthly Design Flow	16,300,000 GPD
Monthly Average Daily Flow	6,541,667 GPD
Year Facility Constructed	1981

REAL ESTATE AND TAXATION

REAL ESTATE EQUALIZED VALUES*

	2014	2015	2016
City of Altoona	\$465	\$517	\$565
Eau Claire County	\$6,901	\$7,231	\$7,562
State of Wisconsin	\$466,816	\$478,301	\$492,540

* NOTE: Equalized values expressed in millions of dollars.

TAXATION-2015

Local Property Taxes

Effective Full Value Rate (per \$1,000)	\$22.56
Machinery, Equip and Inventory Tax	Exempt
Real and Personal Property Full Value	\$535,775,700

County Taxes

Sales Tax	0.5%
-----------	------

State Taxes

Sales Tax	5.0%
Corporate Income Tax	7.9%
Personal Income Tax	4.4 - 7.65%
Capital Gains Tax	60% exemption

INSTITUTIONS

EDUCATION

Vocational/Technical

Nearest VoTech	CVTC
Location of VoTech	Eau Claire
Miles to VoTech	2

University

Nearest University	UW-Eau Claire
Miles to University	2

HEALTH CARE

Hospital

Nearest Hospital	Eau Claire
Miles to Hospital	2

CONTACTS

LOCAL CONTACT

Michael Golat, Administrator
City of Altoona
1303 Lynn Ave., PO Box 8
Altoona, WI 54720
715-839-6092

COUNTY CONTACT

Luke Hanson, Director
Eau Claire Area EDC
7 S. Dewey St., PO Box 1108
Eau Claire, WI 54702-1108
715-834-0070

REGIONAL CONTACT

WEST CENTRAL WISCONSIN REGIONAL PLANNING COMMISSION

800 Wisconsin Street, Mail Box 9
Eau Claire, WI 54703-3606
Phone: 715-836-2918
Fax: 715-836-2886
EMail: wccwrpc@wccwrpc.org
Internet: <http://www.wccwrpc.org>



Updated January, 2017

Community Profile

City of Augusta Eau Claire County, Wisconsin

DEMOGRAPHICS

POPULATION

	2010	2016*
City of Augusta	1,550	1,537
Eau Claire County	98,736	101,731
State of Wisconsin	5,686,986	5,753,250

Source: U.S. Census *Estimate

HOUSING

Number of Housing Units 2011-2015

City of Augusta	641
Eau Claire County	42,708
State of Wisconsin	2,635,602

Source: U.S. Census, 2011-2015 American Community Survey 5-Year Estimates

2011-2015 Median Value of: Owner-Occ. Units Gross Rent

City of Augusta	\$97,400	\$684
Eau Claire County	\$152,000	\$746
State of Wisconsin	\$165,900	\$772

Source: U.S. Census, 2011-2015 American Community Survey 5-Year Estimates

ECONOMY

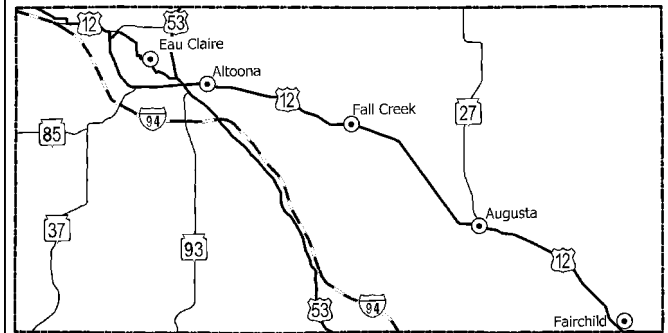
COUNTY EMPLOYMENT BY INDUSTRY - 2011-2015

Industry	Employees
Agriculture/Forestry/Fishing/Hunting/Mining	797
Construction	2,203
Manufacturing	6,251
Transportation and Warehousing, and Utilities	2,256
Information	752
Wholesale Trade	982
Retail Trade	8,970
Finance/Insurance/Real Estate/Rental/Leasing	3,949
Services	26,368
Public Administration	1,551
TOTAL EMPLOYMENT	54,079

Source: U.S. Census, 2011-2015 American Community Survey 5-Year Estimates

EMPLOYMENT TRENDS

	2011	2015
Eau Claire Co. Labor Force	57,740	58,136
Eau Claire Co. Employed	54,031	55,891
Eau Claire Co. Unemployed	3,709	2,245
Eau Claire Co. Unemployment Rate	6.4%	3.9%
Wisconsin Unemployment Rate	7.8%	4.6%
U.S. Unemployment Rate	9.6%	6.2%



ECONOMY con't

2015 WAGES

Occupation	Mean	Median
Bartenders	\$9.55	\$8.80
Bookkeeping/Accting/Audit Clerk	17.74	17.33
Cashiers	8.83	8.69
Nursing Assistants	13.81	13.62
Office Clerk, General	14.75	14.13
Physical Therapists	40.48	41.50
Secretary/Administrative Assistant	23.64	22.93
Stock Clerk/Order Fillers	10.90	9.87
Truck Drivers, Heavy/Tractor Trailer	19.90	18.94
Welder/Cutter/Solderer/Brazer	18.22	17.82

Source: Bureau of Labor Statistics, May 2015

INCOME (PER CAPITA)

	2013	2014	2015
Eau Claire County	\$40,646	\$42,699	\$43,747
State of Wisconsin	\$42,463	\$42,737	\$44,186
United States	\$44,266	\$44,438	\$46,049

Source: U.S. Dept. of Commerce, Bureau of Economic Analysis

INFRASTRUCTURE

TRANSPORTATION

MAJOR HIGHWAYS

Highway Type	Name	Distance to Nearest
State Highways	27	0 miles
U.S. Highways	12	0 miles
Interstate Highways	I-94	10 miles

RAIL SERVICE

Provider(s)	Union Pacific
--------------------	---------------

AIR SERVICE

Local Air Service

Nearest Local Airport	Chippewa Valley Regional Airport
Airport Classification	Air Carrier/Cargo
Miles to Airport	25

Scheduled Air Service

Nearest Airport	Chippewa Valley Reg. Airport
Miles to Airport	25
Airline Service(s)	United

UTILITIES

Electric Provider	Xcel Energy
Natural Gas Provider	Wisconsin Gas Co.
Telecomm Provider	CenturyLink
Fiber Optics	Yes
Water Provider	Municipal
Rated Capacity	950 GPM
Actual Capacity	n/a
Water Pressure	55 psi to 65 psi
Ground Storage Capacity	0 gallons
Elevated Storage Capacity	400,000 gallons
Waste Water Provider	Municipal
Monthly Design Flow	333,600 GPD
Monthly Average Daily Flow	176,667 GPD
Year Facility Constructed	1979

REAL ESTATE AND TAXATION

REAL ESTATE EQUALIZED VALUES*

	2014	2015	2016
City of Augusta	\$71	\$75	\$77
Eau Claire County	\$6,901	\$7,231	\$7,562
State of Wisconsin	\$466,816	\$478,301	\$492,540

* NOTE: Equalized values expressed in millions of dollars.

TAXATION-2015

Local Property Taxes

Effective Full Value Rate (per \$1,000)	\$22.67
Machinery, Equip and Inventory Tax	Exempt
Real and Personal Property Full Value	\$86,557,400

County Taxes

Sales Tax	0.5%
-----------	------

State Taxes

Sales Tax	5.0%
Corporate Income Tax	7.9%
Personal Income Tax	4.4 - 7.65%
Capital Gains Tax	60% exemption

INSTITUTIONS

EDUCATION

Vocational/Technical

Nearest VoTech	CVTC
Location of VoTech	Eau Claire
Miles to VoTech	25

University

Nearest University	UW-Eau Claire
Miles to University	25

HEALTH CARE

Hospital

Nearest Hospital	Eau Claire
Miles to Hospital	25

CONTACTS

LOCAL CONTACT

Cynthia Anderegg, Clerk
City of Augusta
145 W. Lincoln, PO Box 475
Augusta, WI 54722
715-286-2555

COUNTY CONTACT

Luke Hanson, Director
Eau Claire Area EDC
7 S. Dewey St., PO Box 1108
Eau Claire, WI 54702-1108
715-834-0070

REGIONAL CONTACT

WEST CENTRAL WISCONSIN REGIONAL PLANNING COMMISSION

800 Wisconsin Street, Mail Box 9
Eau Claire, WI 54703-3606
Phone: 715-836-2918
Fax: 715-836-2886
EMail: wccwrpc@wccwrpc.org
Internet: <http://www.wccwrpc.org>



Updated January, 2017

Community Profile

City of Eau Claire Eau Claire County, Wisconsin

DEMOGRAPHICS

POPULATION

	2010	2016*
City of Eau Claire	65,931	67,381
Eau Claire County	98,736	101,731
State of Wisconsin	5,686,986	5,753,250

Source: U.S. Census *Estimate

HOUSING

Number of Housing Units 2011-2015

City of Eau Claire	28,592
Eau Claire County	42,708
State of Wisconsin	2,635,602

Source: U.S. Census, 2011-2015 American Community Survey 5-Year Estimates

2011-2015 Median Value of: Owner-Occ. Units Gross Rent

City of Eau Claire	\$141,000	\$818
Eau Claire County	\$152,000	\$746
State of Wisconsin	\$165,900	\$772

Source: U.S. Census, 2011-2015 American Community Survey 5-Year Estimates

ECONOMY

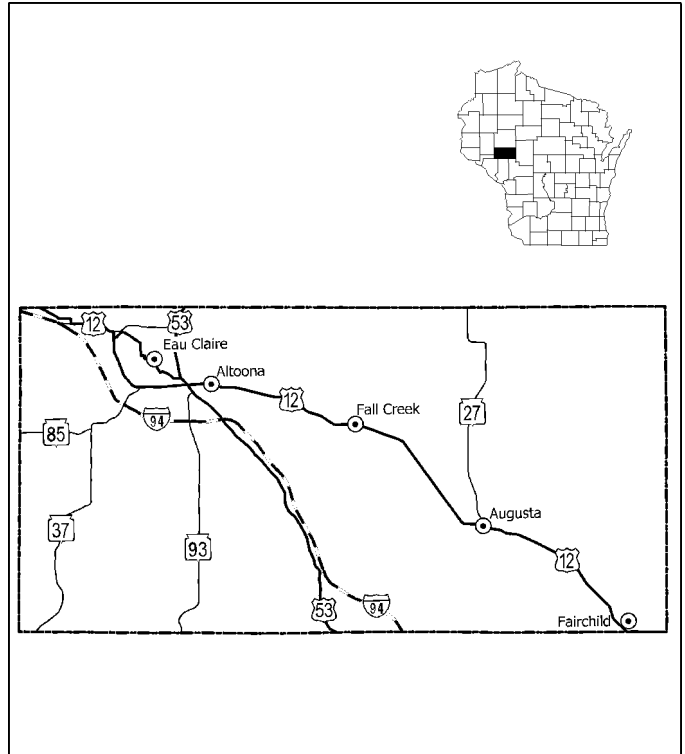
COUNTY EMPLOYMENT BY INDUSTRY - 2011-2015

Industry	Employees
Agriculture/Forestry/Fishing/Hunting/Mining	797
Construction	2,203
Manufacturing	6,251
Transportation and Warehousing, and Utilities	2,256
Information	752
Wholesale Trade	982
Retail Trade	8,970
Finance/Insurance/Real Estate/Rental/Leasing	3,949
Services	26,368
Public Administration	1,551
TOTAL EMPLOYMENT	54,079

Source: U.S. Census, 2011-2015 American Community Survey 5-Year Estimates

EMPLOYMENT TRENDS

	2011	2015
Eau Claire Co. Labor Force	57,740	58,136
Eau Claire Co. Employed	54,031	55,891
Eau Claire Co. Unemployed	3,709	2,245
Eau Claire Co. Unemployment Rate	6.4%	3.9%
Wisconsin Unemployment Rate	7.8%	4.6%
U.S. Unemployment Rate	9.6%	6.2%



ECONOMY con't

2015 WAGES

Occupation	Mean	Median
Bartenders	\$9.55	\$8.80
Bookkeeping/Accting/Audit Clerk	17.74	17.33
Cashiers	8.83	8.69
Nursing Assistants	13.81	13.62
Office Clerk, General	14.75	14.13
Physical Therapists	40.48	41.50
Secretary/Administrative Assistant	23.64	22.93
Stock Clerk/Order Fillers	10.90	9.87
Truck Drivers, Heavy/Tractor Trailer	19.90	18.94
Welder/Cutter/Solderer/Brazer	18.22	17.82

Source: Bureau of Labor Statistics, May 2015

INCOME (PER CAPITA)

	2013	2014	2015
Eau Claire County	\$40,646	\$42,699	\$43,747
State of Wisconsin	\$42,463	\$42,737	\$44,186
United States	\$44,266	\$44,438	\$46,049

Source: U.S. Dept. of Commerce, Bureau of Economic Analysis

INFRASTRUCTURE

TRANSPORTATION

MAJOR HIGHWAYS

Highway Type	Name	Distance to Nearest
State Highways	29, 37, 85, 93, 124	0 miles
U.S. Highways	12, 53	0 miles
Interstate Highways	I-94	1 miles

RAIL SERVICE

Provider(s)	
	Union Pacific

AIR SERVICE

Local Air Service

Nearest Local Airport	Chippewa Valley Regional Airport
Airport Classification	Air Carrier/Cargo
Miles to Airport	0

Scheduled Air Service

Nearest Airport	Chippewa Valley Reg. Airport
Miles to Airport	0
Airline Service(s)	United

UTILITIES

Electric Provider	Xcel Energy
Natural Gas Provider	Xcel Energy
Telecomm Provider	AT & T
Fiber Optics	Yes
Water Provider	Municipal
Rated Capacity	26,800 GPM
Actual Capacity	26,800 GPM
Water Pressure	35 psi to 100 psi
Ground Storage Capacity	0 gallons
Elevated Storage Capacity	22,000,000 gallons
Waste Water Provider	Municipal
Monthly Design Flow	16,300,000 GPD
Monthly Average Daily Flow	6,541,667 GPD
Year Facility Constructed	1981

REAL ESTATE AND TAXATION

REAL ESTATE EQUALIZED VALUES*

	2014	2015	2016
City of Eau Claire	\$4,279	\$4,490	\$4,695
Eau Claire County	\$6,901	\$7,231	\$7,562
State of Wisconsin	\$466,816	\$478,301	\$492,540

* NOTE: Equalized values expressed in millions of dollars.

TAXATION-2015

Local Property Taxes

Effective Full Value Rate (per \$1,000)	\$21.07
Machinery, Equip and Inventory Tax	Exempt
Real and Personal Property Full Value	\$4,664,452,100

County Taxes

Sales Tax	0.5%
-----------	------

State Taxes

Sales Tax	5.0%
Corporate Income Tax	7.9%
Personal Income Tax	4.4 - 7.65%
Capital Gains Tax	60% exemption

INSTITUTIONS

EDUCATION

Vocational/Technical

Nearest VoTech	CVTC
Location of VoTech	Eau Claire
Miles to VoTech	0

University

Nearest University	UW-Eau Claire
Miles to University	0

HEALTH CARE

Hospital

Nearest Hospital	Eau Claire
Miles to Hospital	0

CONTACTS

LOCAL CONTACT

Mike Schatz, ED Director
City of Eau Claire
203 S. Farwell St., Box 5148
Eau Claire, WI 54702
715-839-6047

COUNTY CONTACT

Luke Hanson, Director
Eau Claire Area EDC
7 S. Dewey St., PO Box 1108
Eau Claire, WI 54702-1108
715-834-0070

REGIONAL CONTACT

WEST CENTRAL WISCONSIN REGIONAL PLANNING COMMISSION

800 Wisconsin Street, Mail Box 9
Eau Claire, WI 54703-3606
Phone: 715-836-2918
Fax: 715-836-2886
EMail: wccwrpc@wccwrpc.org
Internet: <http://www.wccwrpc.org>



Updated January, 2017

Community Profile

Village of Fairchild Eau Claire County, Wisconsin

DEMOGRAPHICS

POPULATION

	2010	2016*
Village of Fairchild	550	547
Eau Claire County	98,736	101,731
State of Wisconsin	5,686,986	5,753,250

Source: U.S. Census

*Estimate

HOUSING

Number of Housing Units 2011-2015

Village of Fairchild	271
Eau Claire County	42,708
State of Wisconsin	2,635,602

Source: U.S. Census, 2011-2015 American Community Survey 5-Year Estimates

2011-2015 Median Value of: Owner-Occ. Units Gross Rent

Village of Fairchild	\$72,800	\$495
Eau Claire County	\$152,000	\$746
State of Wisconsin	\$165,900	\$772

Source: U.S. Census, 2011-2015 American Community Survey 5-Year Estimates

ECONOMY

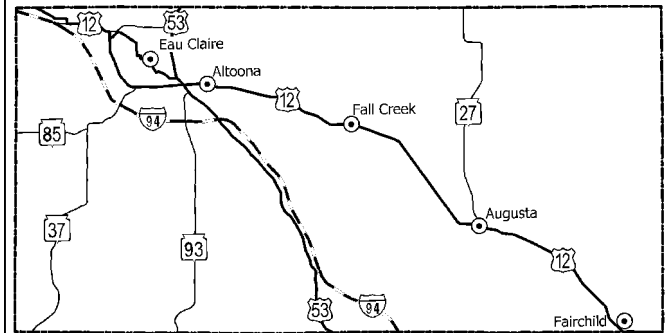
COUNTY EMPLOYMENT BY INDUSTRY - 2011-2015

Industry	Employees
Agriculture/Forestry/Fishing/Hunting/Mining	797
Construction	2,203
Manufacturing	6,251
Transportation and Warehousing, and Utilities	2,256
Information	752
Wholesale Trade	982
Retail Trade	8,970
Finance/Insurance/Real Estate/Rental/Leasing	3,949
Services	26,368
Public Administration	1,551
TOTAL EMPLOYMENT	54,079

Source: U.S. Census, 2011-2015 American Community Survey 5-Year Estimates

EMPLOYMENT TRENDS

	2011	2015
Eau Claire Co. Labor Force	57,740	58,136
Eau Claire Co. Employed	54,031	55,891
Eau Claire Co. Unemployed	3,709	2,245
Eau Claire Co. Unemployment Rate	6.4%	3.9%
Wisconsin Unemployment Rate	7.8%	4.6%
U.S. Unemployment Rate	9.6%	6.2%



ECONOMY con't

2015 WAGES

Occupation	Mean	Median
Bartenders	\$9.55	\$8.80
Bookkeeping/Accting/Audit Clerk	17.74	17.33
Cashiers	8.83	8.69
Nursing Assistants	13.81	13.62
Office Clerk, General	14.75	14.13
Physical Therapists	40.48	41.50
Secretary/Administrative Assistant	23.64	22.93
Stock Clerk/Order Fillers	10.90	9.87
Truck Drivers, Heavy/Tractor Trailer	19.90	18.94
Welder/Cutter/Solderer/Brazer	18.22	17.82

Source: Bureau of Labor Statistics, May 2015

INCOME (PER CAPITA)

	2013	2014	2015
Eau Claire County	\$40,646	\$42,699	\$43,747
State of Wisconsin	\$42,463	\$42,737	\$44,186
United States	\$44,266	\$44,438	\$46,049

Source: U.S. Dept. of Commerce, Bureau of Economic Analysis

INFRASTRUCTURE

TRANSPORTATION

MAJOR HIGHWAYS

Highway Type	Name	Distance to Nearest
State Highways	27	0 miles
U.S. Highways	10	0 miles
Interstate Highways	I-94	13 miles

RAIL SERVICE

Provider(s)	Union Pacific
-------------	---------------

AIR SERVICE

Local Air Service

Nearest Local Airport	Neillsville Municipal
Airport Classification	Basic Utility-B
Miles to Airport	17

Scheduled Air Service

Nearest Airport	Chippewa Valley Reg. Airport
Miles to Airport	36
Airline Service(s)	United

UTILITIES

Electric Provider	Xcel Energy
Natural Gas Provider	Wisconsin Gas Co.
Telecomm Provider	CenturyLink
Fiber Optics	Yes
Water Provider	Municipal
Rated Capacity	250 GPM
Actual Capacity	n/a
Water Pressure	45 psi to 60 psi
Ground Storage Capacity	0 gallons
Elevated Storage Capacity	0 gallons
Waste Water Provider	Municipal
Monthly Design Flow	118,000 GPD
Monthly Average Daily Flow	65,333 GPD
Year Facility Constructed	

REAL ESTATE AND TAXATION

REAL ESTATE EQUALIZED VALUES*

	2014	2015	2016
Village of Fairchild	\$12	\$12	\$12
Eau Claire County	\$6,901	\$7,231	\$7,562
State of Wisconsin	\$466,816	\$478,301	\$492,540

* NOTE: Equalized values expressed in millions of dollars.

TAXATION-2015

Local Property Taxes

Effective Full Value Rate (per \$1,000)	\$21.76
Machinery, Equip and Inventory Tax	Exempt
Real and Personal Property Full Value	\$12,471,900

County Taxes

Sales Tax	0.5%
-----------	------

State Taxes

Sales Tax	5.0%
Corporate Income Tax	7.9%
Personal Income Tax	4.4 - 7.65%
Capital Gains Tax	60% exemption

INSTITUTIONS

EDUCATION

Vocational/Technical

Nearest VoTech	CVTC
Location of VoTech	Eau Claire
Miles to VoTech	36

University

Nearest University	UW-Eau Claire
Miles to University	36

HEALTH CARE

Hospital

Nearest Hospital	Neillsville
Miles to Hospital	19

CONTACTS

LOCAL CONTACT

Doreen Kuberra, Clerk
Village of Fairchild
PO Box 310
Fairchild, WI 54741
715-334-3002

COUNTY CONTACT

Luke Hanson, Director
Eau Claire Area EDC
7 S. Dewey St., PO Box 1108
Eau Claire, WI 54702-1108
715-834-0070

REGIONAL CONTACT

WEST CENTRAL WISCONSIN REGIONAL PLANNING COMMISSION

800 Wisconsin Street, Mail Box 9
Eau Claire, WI 54703-3606
Phone: 715-836-2918
Fax: 715-836-2886
EMail: wccwrpc@wccwrpc.org
Internet: <http://www.wccwrpc.org>



Updated January, 2017

Community Profile

Village of Fall Creek Eau Claire County, Wisconsin

DEMOGRAPHICS

POPULATION

	2010	2016*
Village of Fall Creek	1,315	1,302
Eau Claire County	98,736	101,731
State of Wisconsin	5,686,986	5,753,250

Source: U.S. Census

*Estimate

HOUSING

Number of Housing Units 2011-2015

Village of Fall Creek	540
Eau Claire County	42,708
State of Wisconsin	2,635,602

Source: U.S. Census, 2011-2015 American Community Survey 5-Year Estimates

2011-2015 Median Value of: Owner-Occ. Units Gross Rent

Village of Fall Creek	\$129,900	\$667
Eau Claire County	\$152,000	\$746
State of Wisconsin	\$165,900	\$772

Source: U.S. Census, 2011-2015 American Community Survey 5-Year Estimates

ECONOMY

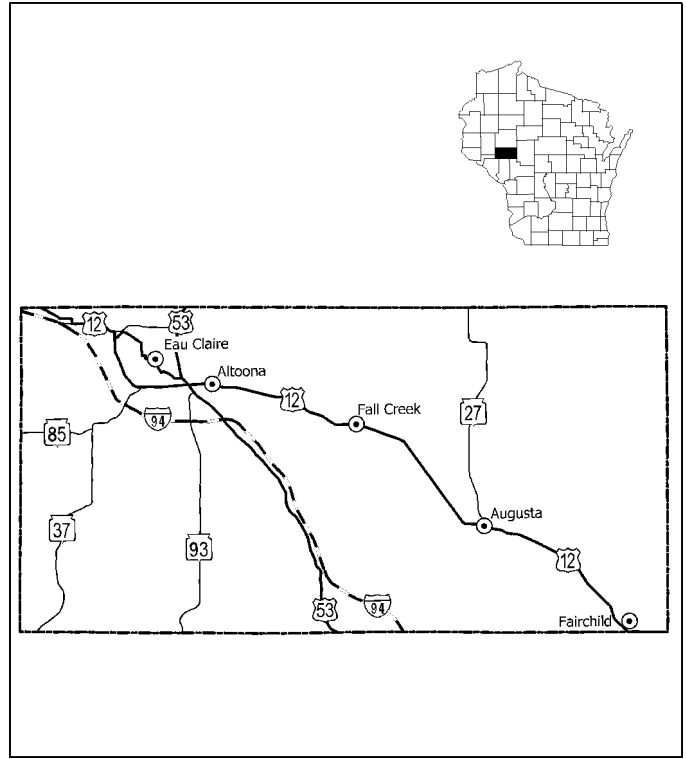
COUNTY EMPLOYMENT BY INDUSTRY - 2011-2015

Industry	Employees
Agriculture/Forestry/Fishing/Hunting/Mining	797
Construction	2,203
Manufacturing	6,251
Transportation and Warehousing, and Utilities	2,256
Information	752
Wholesale Trade	982
Retail Trade	8,970
Finance/Insurance/Real Estate/Rental/Leasing	3,949
Services	26,368
Public Administration	1,551
TOTAL EMPLOYMENT	54,079

Source: U.S. Census, 2011-2015 American Community Survey 5-Year Estimates

EMPLOYMENT TRENDS

	2011	2015
Eau Claire Co. Labor Force	57,740	58,136
Eau Claire Co. Employed	54,031	55,891
Eau Claire Co. Unemployed	3,709	2,245
Eau Claire Co. Unemployment Rate	6.4%	3.9%
Wisconsin Unemployment Rate	7.8%	4.6%
U.S. Unemployment Rate	9.6%	6.2%



ECONOMY con't

2015 WAGES

Occupation	Mean	Median
Bartenders	\$9.55	\$8.80
Bookkeeping/Accting/Audit Clerk	17.74	17.33
Cashiers	8.83	8.69
Nursing Assistants	13.81	13.62
Office Clerk, General	14.75	14.13
Physical Therapists	40.48	41.50
Secretary/Administrative Assistant	23.64	22.93
Stock Clerk/Order Fillers	10.90	9.87
Truck Drivers, Heavy/Tractor Trailer	19.90	18.94
Welder/Cutter/Solderer/Brazer	18.22	17.82

Source: Bureau of Labor Statistics, May 2015

INCOME (PER CAPITA)

	2013	2014	2015
Eau Claire County	\$40,646	\$42,699	\$43,747
State of Wisconsin	\$42,463	\$42,737	\$44,186
United States	\$44,266	\$44,438	\$46,049

Source: U.S. Dept. of Commerce, Bureau of Economic Analysis

INFRASTRUCTURE

TRANSPORTATION

MAJOR HIGHWAYS

Highway Type	Name	Distance to Nearest
State Highways	27	9 miles
U.S. Highways	12	0 miles
Interstate Highways	I-94	12 miles

RAIL SERVICE

Provider(s)	Union Pacific
--------------------	---------------

AIR SERVICE

Local Air Service

Nearest Local Airport	Chippewa Valley Regional Airport
Airport Classification	Air Carrier/Cargo
Miles to Airport	18

Scheduled Air Service

Nearest Airport	Chippewa Valley Reg. Airport
Miles to Airport	18
Airline Service(s)	United

UTILITIES

Electric Provider	Xcel Energy
Natural Gas Provider	Xcel Energy
Telecomm Provider	CenturyLink
Fiber Optics	Yes
Water Provider	Municipal
Rated Capacity	340 GPM
Actual Capacity	n/a
Water Pressure	50 psi to 60 psi
Ground Storage Capacity	0 gallons
Elevated Storage Capacity	50,000 gallons
Waste Water Provider	Municipal
Monthly Design Flow	136,000 GPD
Monthly Average Daily Flow	64,033 GPD
Year Facility Constructed	1984

REAL ESTATE AND TAXATION

REAL ESTATE EQUALIZED VALUES*

	2014	2015	2016
Village of Fall Creek	\$60	\$63	\$71
Eau Claire County	\$6,901	\$7,231	\$7,562
State of Wisconsin	\$466,816	\$478,301	\$492,540

* NOTE: Equalized values expressed in millions of dollars.

TAXATION-2015

Local Property Taxes

Effective Full Value Rate (per \$1,000)	\$20.97
Machinery, Equip and Inventory Tax	Exempt
Real and Personal Property Full Value	\$64,228,600

County Taxes

Sales Tax	0.5%
-----------	------

State Taxes

Sales Tax	5.0%
Corporate Income Tax	7.9%
Personal Income Tax	4.4 - 7.65%
Capital Gains Tax	60% exemption

INSTITUTIONS

EDUCATION

Vocational/Technical

Nearest VoTech	CVTC
Location of VoTech	Eau Claire
Miles to VoTech	15

University

Nearest University	UW-Eau Claire
Miles to University	15

HEALTH CARE

Hospital

Nearest Hospital	Eau Claire
Miles to Hospital	15

CONTACTS

LOCAL CONTACT

Renee Roemhild, Clerk
Village of Fall Creek
PO Box 156
Fall Creek, WI 54742
715-877-2177

COUNTY CONTACT

Luke Hanson, Director
Eau Claire Area EDC
7 S. Dewey St., PO Box 1108
Eau Claire, WI 54702-1108
715-834-0070

REGIONAL CONTACT

WEST CENTRAL WISCONSIN REGIONAL PLANNING COMMISSION

800 Wisconsin Street, Mail Box 9
Eau Claire, WI 54703-3606
Phone: 715-836-2918
Fax: 715-836-2886
EMail: wccwrpc@wccwrpc.org
Internet: <http://www.wccwrpc.org>



Updated January, 2017